

Mother's Day Greeting Card

1. Fold the paper in half.
2. Cut along the dotted line.
3. Decorate and color your card!

Melissa & Doug®

FOLD



"Mom, I Love You!" MINI NOTES

Write or draw some keepsake notes for mom! Then, deliver them in a mini envelope, or store in a keepsake box!



I love my mom because:



My mom makes the best:



My mom makes me laugh when she:




When I'm sad, my mom makes me feel better by:



I'm so happy she's my mom because:



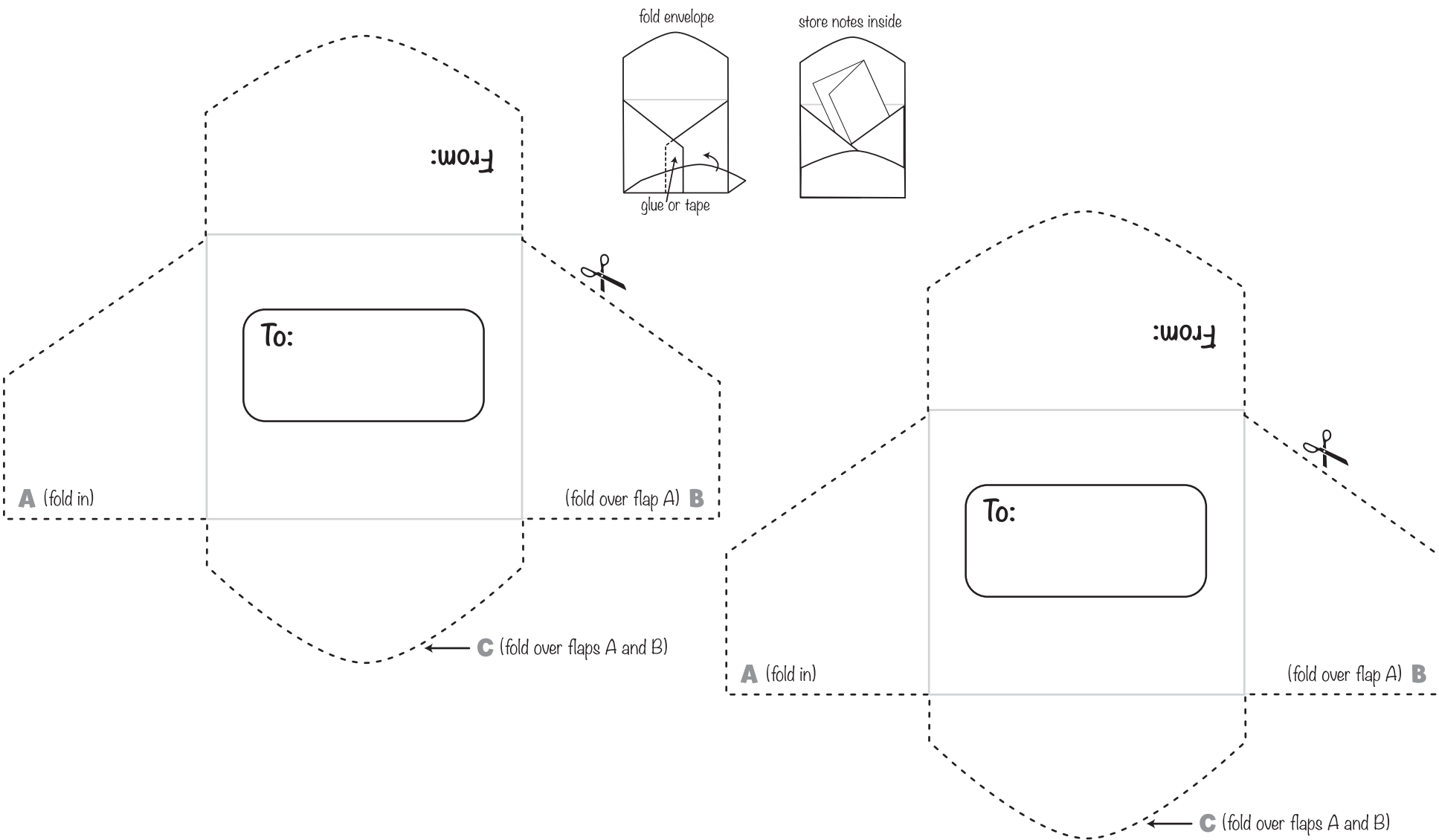
I love when my mom teaches me about:




Melissa & Doug®

“Mom, I Love You!” MINI ENVELOPES

To make an envelope cut along the dotted line. Then, fold the flaps per the instructions, and use some tape or glue to hold them down. Voila! Instant mini-note holder!







I ♥ YOU!



MOTHER'S DAY PICTURE FRAME

Design a fabulous frame for Mother's Day, then glue or tape a 4"x6" photo over this area. Give as a present, along with a BIG hug and kiss! Happy Mother's Day!



Happy Mother's Day!

Love: _____

Melissa & Doug®