

Learning at Home Booklet 7

Term 2 Week 4

(18th May)

KINDERGARTEN

Name: _____

Class: _____

The booklets contain activities in English, mathematics and other subject areas. These activities are suggestions only. The work is not compulsory, and it is intended to assist families whilst children are at home from school. Children may need assistance with some of the material.

Kindergarten Online Resources

Seesaw Home Learning Codes

Teachers have sent out home learning codes on Seesaw for each student. Please contact your teacher if you are having trouble logging on. Activities have been set for students to complete.

Reading Eggs and Matific

Username and passwords for Reading Eggs and Matific have been sent out on Seesaw for each student. Please contact your teacher if you are having trouble logging on. Activities have been set for students to complete.

Jolly Phonics Song

<https://vimeo.com/106231366>



Counting down from 20 song

<https://youtu.be/MVW4zhAM5FI>



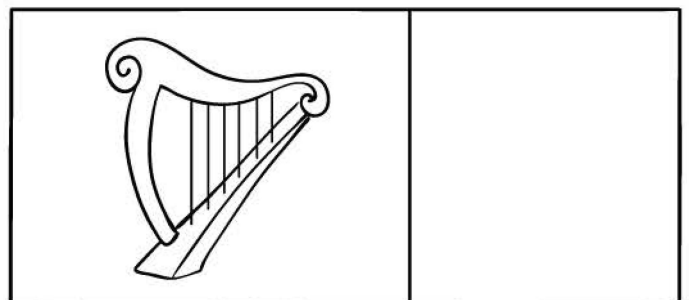
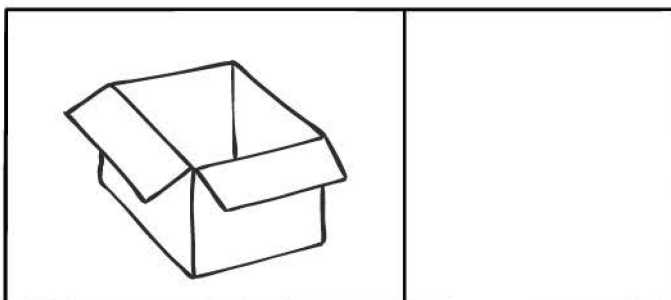
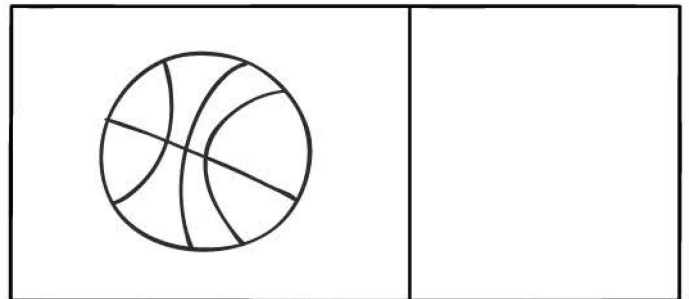

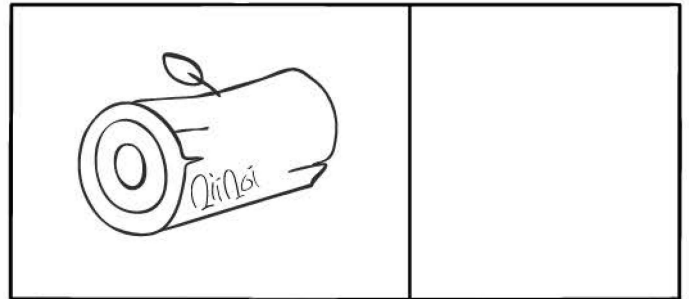
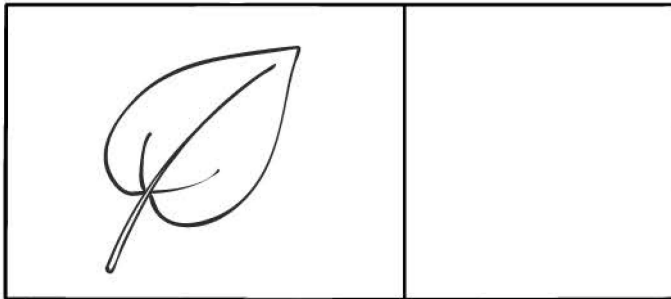
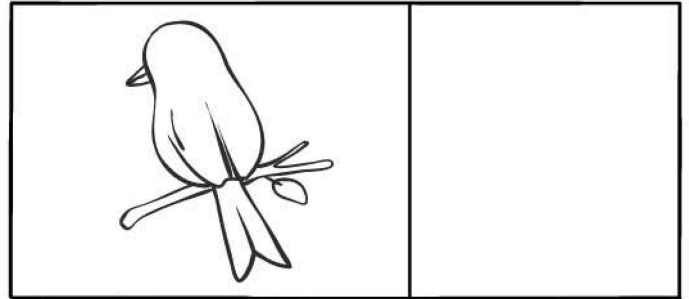

Kindergarten Learning at Home Tasks Week 4

Monday	Tuesday	Wednesday	Thursday	Friday
<p>Task 1: End sounds Say the name of each picture. Match the correct end sound to each picture.</p> <p>Task 2: Something Special Draw a picture of something you own that is special. Describe your special item to someone. Optional: Complete the Seesaw task "Describe something special".</p> <p>Task 3: Writing Complete the sentence using one of the pictures. Add a full stop.</p>	<p>Task 1: Middle sounds Fill in the missing sound to match the picture.</p> <p>Task 2: Portrait of Me Draw a portrait of yourself. Describe yourself to someone. Optional: Seesaw "Get to know you" task.</p> <p>Task 3: Writing Complete the sentence using one of the pictures. Add a full stop.</p>	<p>Task 1: Middle sounds Fill in the missing sound to match the picture.</p> <p>Task 2: Choosing He or She Look at the picture and choose if he or she matches the picture.</p> <p>Task 3: Writing Complete the sentence using one of the pictures. Add a full stop.</p>	<p>Task 1: Middle sounds Fill in the missing sound to match the picture.</p> <p>Task 2: Word Search Circle the letters to find the 'colour' words.</p> <p>Task 3: Writing Complete the sentence using one of the pictures. Add a full stop.</p>	<p>Task 1: Middle sounds Fill in the missing sound to match the picture.</p> <p>Task 2: Handwriting Friday - Task 2</p> <p>Task 3 Writing Complete the sentence using one of the pictures. Add a full stop.</p>
<p>Task 4: Addition Watch the lesson video link. Complete the worksheet (draw more and work out how many all together).</p> <p>Task 5: Addition Stories Listen to the story and complete the revision worksheet.</p> <p>Task 6: Number 13 Watch the number talk video on Number 13 then complete the activity in the booklet or on Seesaw.</p>	<p>Task 4: Data Answer yes or no to each question to give some information about items you like.</p> <p>Task 5: Addition Watch the lesson video link. Complete the worksheet 'How many ways can you make 8?'. Task 6: Number 5 Watch the number talk video on Number 5 then complete the activity in the booklet or on Seesaw.</p>	<p>Task 4: Matching Numbers Draw a line from each number to the matching set of objects.</p> <p>Task 5: Number 18 Watch the number talk video on Number 18 then complete the activity in the booklet or on Seesaw.</p> <p>Task 6: Collecting Data Ask your family members if they like cats or dogs.</p>	<p>Task 4: Data Make a graph showing the number of creatures found in a garden. Answer the questions about the graph.</p> <p>Task 5: Data Cut and paste to make a graph showing favourite fruit.</p> <p>Task 6: Number 9 Watch the number talk video on Number 9 then complete the activity in the booklet or on Seesaw.</p>	<p>Task 4: Data Make a graph showing favourite pets. Answer the questions about the graph.</p> <p>Task 5: Colour by numbers. Create a colourful picture.</p> <p>Task 6: Number 20 Watch the number talk video on Number 20 then complete the activity in the booklet or on Seesaw.</p>

Optional Extras				
Science	Health/PD	Music	Art/Craft	PE
Match the pictures of the bean experiment to the numbers to sequence.	Taking Care of your Teeth.	Peter and the Wolf fairy tale. Listen to the music and draw a picture.	Make a 2D shape artwork	Get Active at Home video link or fundamental movement skills.

Ending Sounds

Colour the pictures. Cut and paste the letters that represent the ending sounds of the pictures below.



p

l

g

d

x

m

f

k

This page has been intentionally left blank for cutting out

Something Special

Draw a picture of something you own that is special to you. Describe your special item to someone.

I am looking at a

Sentence starter

Look at the pictures

Use your sounds to write the word in the box.

Copy the sentence starter on the lines below.

Add a word to finish the sentence.

Add a full stop.



--	--	--	--	--




Addition

Scan the QR code or click the link below for a warm maths exercise.


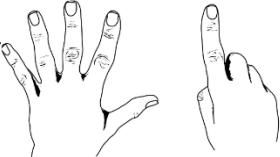

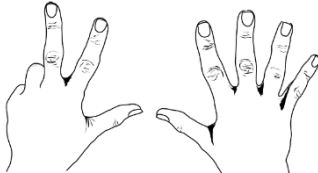
<http://www.viewpure.com/Bp0VogAzCbo?start=0&end=0>



Add **one more** apple to each picture. Write how many all together in the box.

	and one more	How many all together?
	and one more	How many all together?
	and one more	How many all together?

Add **two more** fingers to each picture. Write how many all together in the box.

	and 2 more	How many all together?
	and 2 more	How many all together?
	and 2 more	How many all together?
	and 2 more	How many all together?

Addition Stories


Listen to each story and work out how many all together. You can draw, imagine, count your fingers or act the story out with objects.

Three groups of children went for a walk to look for wishing stones.


Kia, Luke and Jack *each found 1* wishing stone.
How many wishing stones did they find all together?



Jessy and Mia found *2 wishing stones each*. How many wishing stones did they find all together?




Pat and Sally found *3 wishing stones each*. How many wishing stones did they find all together?



Watch the video by clicking on the link or using the QR code.



https://youtu.be/Se5q_rTGHJs



Practice writing the number 13

Show all the different ways that you can represent the number 13 like in the video

Middle Sound CVC Worksheet

Fill in the missing sound to complete the words below.




m

p



b

t



v

n



n

p



h

t



m

n

Portrait of Me

Draw a picture of yourself and then tell someone all about it.

I am in my

Sentence starter


Look at the pictures

Use your sounds to write the word in the box.

Copy the sentence starter on the lines below.

Add a word to finish the sentence.

Add a full stop.













Data

Collecting data using simple questions.

Answer these questions to gather data about the things you like.

yes no


	Do you like bananas?		
	Do you like ice cream?		
	Do you like apples?		
	Do you like vegetables?		
	Do you like riding a bike?		
	Do you like drawing?		
	Do you like painting?		
	Do you like playing marbles?		
	Do you like spiders?		
	Do you like skipping?		

Scan QR code for a video lesson or click the link below
<http://www.viewpure.com/CY6GERXnm3Q?start=0&end=0>

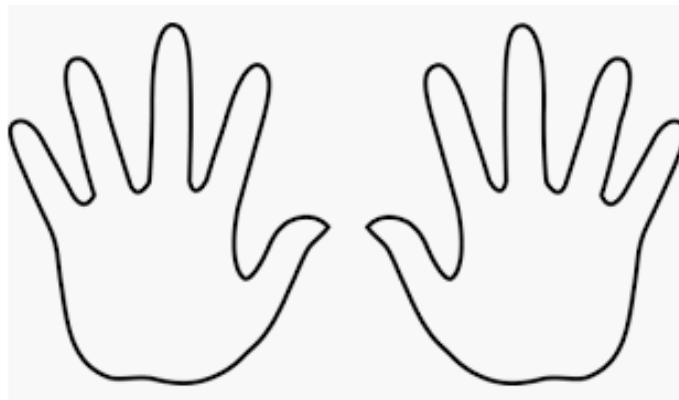


How many ways can you make 8?


Show me on a ten frame (use two different colours)




Show me on your fingers. Colour in some fingers on the right hand and some on the left hand.



Draw a picture



and



Write it in a story.

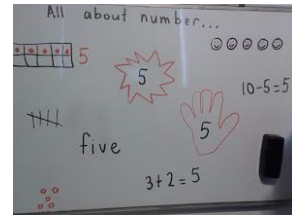
Ruby had **8** doggie treats today. She had _____ treats in the morning and _____ more in the afternoon. Draw some treats in each bowl to help you.



Watch the video by clicking on the link or using the QR code.



https://www.youtube.com/watch?v=XOj60J_Ocpl&feature=youtu.be

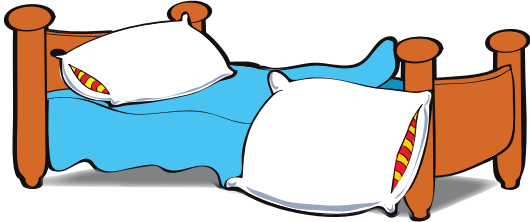


Practice writing the number 5

Show all the different ways that you can represent the number 5 like in the video

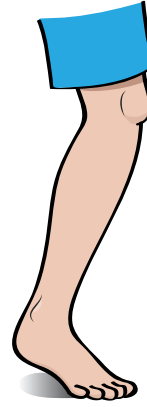
Middle Sound CVC Worksheet

Fill in the missing sound to complete the words below.



b

d




l

g



p

t



h

n



p

n

10

t

n

Choosing He or She

Look at the picture and circle the correct answer.



She / He is drinking juice.



He / She is going to school.





He / She owns a toy store.



He / She is a chef.

I can see a
Sentence starter

Look at the pictures
Use your sounds to write the word in the box.
Copy the sentence starter on the lines below.
Add a word to finish the sentence.
Add a full stop.




--	--	--	--	--


Matching Numbers

Draw a line from each number to the matching set of objects.

5




10



9



6



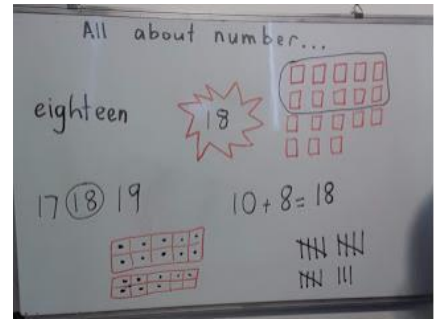
3



Watch the video by clicking on the link or using the QR code.



<https://www.youtube.com/watch?v=IH XtOn8E8tw&feature=youtu.be>



Practice writing the number 18



Show all the different ways that you can represent the number 18 like in the video

Ask this question to each family member. Glue one animal above 'cats' or 'dogs' to show each answer.

Do you like cats or dogs?

cats

dogs



This page has been intentionally left blank for cutting out


Middle Sound CVC Worksheet

Fill in the missing sound to complete the words below.




p

g



l

p



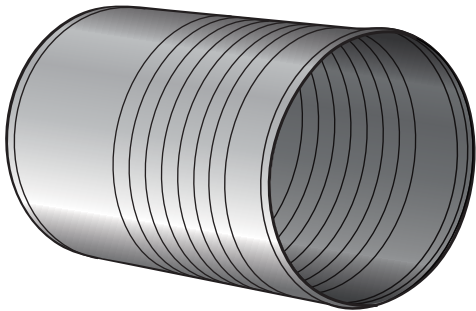
f

n



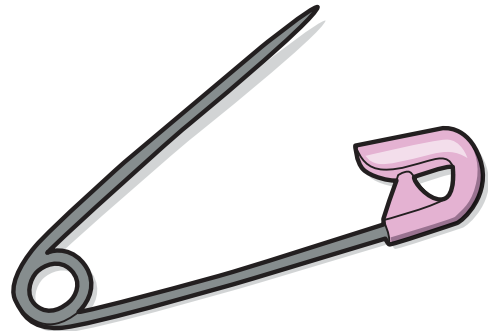
s

t



t

n



p

n

Word Search: Colours

Circle the letters to find the words.





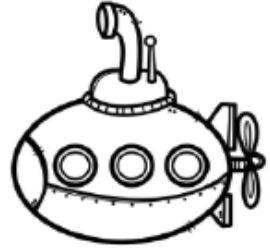


BLACK
BLUE
BROWN
GREEN
ORANGE

PINK
RED
WHITE
YELLOW






I am in the
Sentence starter

Look at the pictures
Use your sounds to write the word in the box.
Copy the sentence starter on the lines below.
Add a word to finish the sentence.
Add a full stop.

Creatures in the Garden

This graph shows how many small animals were found in the garden.

 butterfly					
 bee					
 snail					


Cut out each animal and paste in the correct row.

Answer these questions about the graph:

How many bees  were in the garden? _____


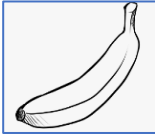

How many snails  were in the garden? _____


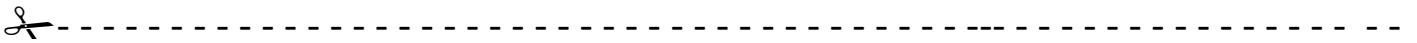
How many butterflies  were in the garden? _____



Favourite Fruit

What is the favourite fruit of everyone in your house? Cut out each fruit and glue into the correct column to make a graph.

 apples	 bananas	 grapes



This page has been intentionally left blank for cutting out

Watch the video by clicking on the link or using the QR code.



<https://www.youtube.com/watch?v=qnTS3mL-JUU&feature=youtu.be>




Practice writing the number 9

Show all the different ways that you can represent the number 9 like in the video

Middle Sound CVC Worksheet

Fill in the missing sound to complete the words below.



b

g



n

t



m

d



h

g



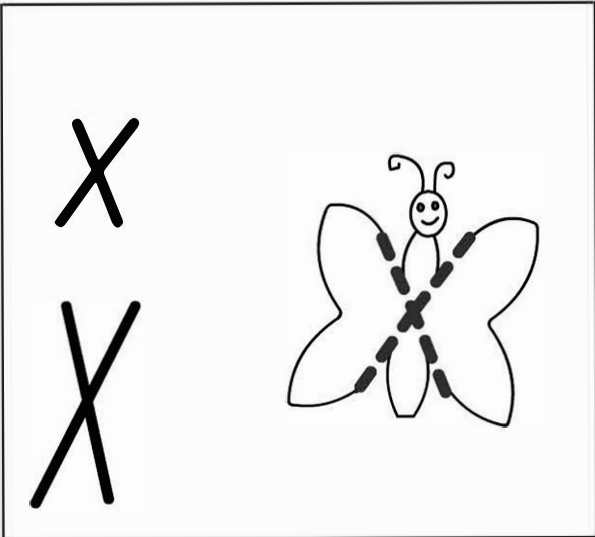
j

g



m

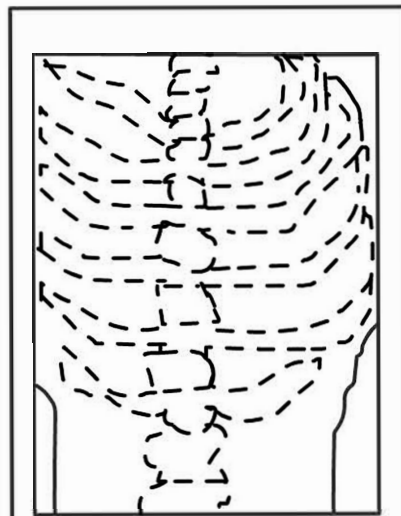
g



My name is:








x-ray



Chest X ray 22.4.08


I love to
Sentence starter






Look at the pictures
Use your sounds to write the word in the box.
Copy the sentence starter on the lines below.
Add a word to finish the sentence.
Add a full stop.

Favourite Pets

Some children were asked about their favourite pet. Use the information below to colour one box for each animal to make a graph, then answer the questions about the graph.



5					
4					
3					
2					
1					
					


How many children like cats  ? _____

How many children like fish  ? _____

What is the most popular pet? _____

Colour by Numbers

Match the numbers to the colours written underneath the box to create a colourful picture.

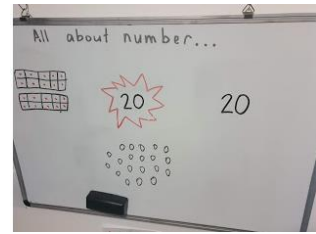


1. Green 2. Orange 3. Red 4. Yellow 5. Purple

Watch the video by clicking on the link or using the QR code.



<https://www.youtube.com/watch?v=NbLoScjfwWs&feature=youtu.be>



Practice writing the number 20

Show all the different ways that you can represent the number 20 like in the video

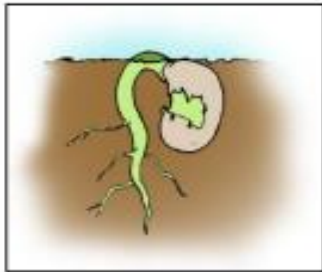
Living Things – We Are Going On A Safari!



Watch Ms Myers on this YouTube Clip to find out how her bean experiment went and to hear instructions on how to complete this week's lesson <https://www.youtube.com/watch?v=FiT2JvSr3fs&feature=share>

Scan me

Draw a line from each picture to the correct number in the sequence.




1	2	3	4	5
---	---	---	---	---

Making a 2D shape picture

Instructions:

1. Cut out some 2D shapes. This could be circles, squares, triangles, rectangles. You can use coloured paper or white paper and then colour it in. Use whatever you have at home
2. Decide what you would like to make. There are some examples at the bottom of the page eg- robot, house, animal

Examples:



Optional PE Lesson

Scan the QR code or click the link below to access the Get Active at Home video lesson
<https://vimeo.com/413420570/0a66eb3963>



Or

Play 2 of your favourite songs and practise the following skills to the music. Circle the skill/s that you enjoyed doing the most.

leaping



hopping



pencil jumps



star jumps



tiptoeing






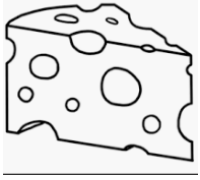
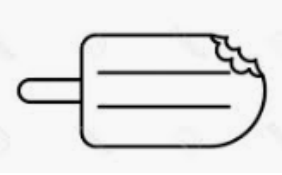
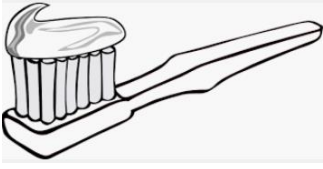

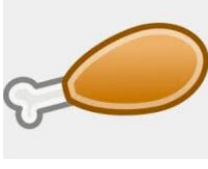








<https://www.youtube.com/watch?v=hDZXSMU2IAk>

Taking Care of your Teeth

Watch the video to learn how to brush your teeth. Did you know the same foods that keep our body healthy also keep our teeth strong and healthy! Match the healthy choices and unhealthy choices to each mouth.


This page has been intentionally left blank for cutting

Peter and the Wolf

'Peter and the Wolf' is a fairy tale written for orchestra and narrator, by Sergei Prokofiev in 1936. The music tells the story of how Peter manages to outsmart a wolf that visits his village with help from his animal friends. You can listen to the music and watch an animation of the story by clicking on the link below. (This video is about 30 minutes long.)

<https://safeshare.tv/x/ss5eb4c0c77cbc3#>

Each of the characters in the story are represented by an instrument from the orchestra. At the beginning of the story the narrator explains which instrument is used for each character. Draw a line from each instrument to its character below. As you can see, the oboe is used to represent the duck in the story.



Which instrument would you choose to represent you? Draw a picture and share it with your teacher through Seesaw. You might choose an instrument you already know or an imaginary one.