



Learning from home: ABC TV Education resources

Upper primary – book one

27/04/2020 – 08/05/2020 (2 weeks)

Supplementary activities to support
educational content broadcast on ABC ME
during Term 2, 2020

About this resource

ABC Education, in collaboration with the NSW Department of Education, have planned a daily schedule of free to air educational programs supported by standalone resources that complement the ABC TV Education program airing Monday 27 April 2020 to Friday 8 May 2020. All activities can be completed without access to the internet or a device and are suitable for lower primary, upper primary and secondary students.

Educational benefit

Student booklets include activities designed by curriculum experts to meet educational outcomes and are based on a selection of ABC programs that are of high educational value. Activities address topics from a range of subjects including: English; mathematics; science and technology; geography; history; PDHPE and creative arts.

These optional resources do not replace teaching and learning programs provided by schools but may be used by teachers and parents/carers to supplement student learning. Teachers may select activities relevant to their teaching and learning program and modify to meet student needs.

Recording student responses

Students complete activities before, during and after viewing selected daily episodes. Where appropriate, space is provided in each booklet for students to record their responses. Students may require additional writing paper or a separate workbook for some tasks. Completed student booklets may be collected by teachers and used as evidence of learning.

How to access ABC TV Education programs

The selected daily episodes can be viewed via the ABC TV Education broadcast on ABC ME (Channel 23) from 10am-3pm weekdays. Each day commences with programs suitable for lower primary students followed by upper primary and then secondary. Programs will also be available at abc.net.au/iview after the broadcast. A schedule of the selected episodes is included in each student booklet.

© State of New South Wales (Department of Education), 2020

The copyright material published in this document is subject to the Copyright Act 1968 (Cth), and is owned by the NSW Department of Education or, where indicated, by a party other than the NSW Department of Education.

Copyright material available in this document is licensed under a Creative Commons Attribution 4.0 International (CC BY 4.0) licence.

See <https://education.nsw.gov.au/about-us/copyright> for further details.



Episode schedule

The timetable below outlines the episode focus for each day. The full ABC TV Education program can be found at <https://www.abc.net.au/tveducation/>

	Time	Program	Episode title	Key learning area	Pages
Monday 27/04/2020	11:45am	Ecomaths	Recycling	Mathematics, Science	4-5
Tuesday 28/04/2020	11:10am	199 Little Heroes	Iraq	Geography	6-7
Wednesday 29/04/2020	10:35am	Art With Mati And Dada	Giacomo Balla	Art	8-9
Thursday 30/04/2020	11:40am	MathXplosion	Birthday Trickery	Mathematics, Science	10-11
Friday 01/05/2020	11:10am	Bringing Books to Life	Wolven	English	12-13
Monday 04/05/2020	10:45am	Titch And Ted Do Maths	Fractions	Mathematics	14-15
Tuesday 05/05/2020	11:00am	In My Shoes: China	Chan'gou	Geography	16-17
Wednesday 06/05/2020	10:55am	History Hunters	Age Of Exploration	History	18-19
Thursday 07/05/2020	11:20am	Look Kool	Sports Projectiles	Mathematics, Science	20-21
Friday 08/05/2020	1:25pm	The Storybuilding Tool Kit	Comedy	English	22-23

Monday 27 March, 2020

Upper primary

Program: Ecomaths

Episode title: Recycling

Time: 11:45am on ABC ME

About: Stefan visits a vast recycling plant to explore how 2-D and 3-D shapes are used to sort and re-use rubbish, and visits a school that uses recycled objects in many different ways.



Before the episode:

1. Write and draw items around your house that can be recycled.



After the episode:

1. What were some of the items you saw being recycled in this episode? Add them to your brainstorm above if you didn't include them.
2. Why do you think recycling and re-using materials is important?

Monday 27 March, 2020

Upper primary

View this episode after screening at <https://iview.abc.net.au/show/ecomaths>

3. What three-dimensional objects can you find around your house? List in the boxes below.
The objects do not need to be recyclable.

Cube



Cylinder



Rectangular prism



Sphere



Cone



Square-based pyramid



4. Was there a three-dimensional object that you found more of than others? Why do you think this three-dimensional object is more common?

Follow-up activity: Can you think of any ways that you can use recycled materials to make something useful? You might make a cloche (seed cover), a bird feeder or a soil scoop. What other ideas do you have? **Note:** adult supervision is required when using scissors to cut plastic.

Tuesday 28 March, 2020

Upper primary

Program: 199 Little Heroes

Episode title: Iraq

Time: 11:10am on ABC ME

About: Jaffer's a smart young boy. His road to school is a hard one, but at the same time an interesting one.



Before the episode:

1. Use lines or different colours to match the headings with the information boxes.

Population of Iraq

Geography of Iraq

History of Iraq

Religion of Iraq

The ancient Sumerians, Babylonians, and Assyrians all developed empires in the area now known as Iraq.

Over 95% of Iraqis practice Islam. A small percentage of the population practice Christianity.

Iraq is mostly made up of broad, sandy plains with a large desert in the west.

There are currently 38 million people living in Iraq. The capital, Baghdad, has a population of 7 million.

During the episode:

1. Write or draw pictures about Jaffer's life. Think about his home, family, friends, the surrounding natural environment, animals, local transport and food.

Tuesday 28 March, 2020

Upper primary

View this episode after screening at <https://iview.abc.net.au/show/199-little-heroes>

After the episode:

1. Compare your daily life to Jaffer's.

What is similar?

What is different?

2. Write a letter to Jaffer and tell him all about what life in Australia is like for you and your family. Think about the following points when writing your letter:

- family
- home
- environment
- school
- friends
- technology
- transport
- food

Follow-up activity: Create a travel brochure featuring the things that are special about the place where you live. For example, the surrounding environment, wildlife, the types of food you enjoy and the history of the place you call home.

Wednesday 29 March, 2020


Upper primary

Program: Art With Mati And Dada

Episode title: Giacomo Balla


Time: 10:35am on ABC ME

About: Mati and Dada run smack into a Futurist Banquet of the senses.



Before the episode:

1. **Brainstorm:** Think of all the different types of transport that people have used throughout history.
2. **Draw:** Choose one mode of transport and focus on a moving part, for example, the wheel of a bike spinning or the legs of a horse in motion. Sketch the part you have chosen in your workbook or on a piece of paper. When drawing, consider how the object moves and what it might look like in motion.



During the episode:

1. Write and draw in the boxes below information about the artist Giacomo Balla and the artworks he created.

Giacomo Balla

Artworks

Wednesday 29 March, 2020

Upper primary

View this episode after screening at <https://iview.abc.net.au/show/art-with-mati-and-dada>

After the episode:

1. **Art making:** Make your own 'Futurism' artwork like 'Dynamism of a dog on a leash'. Select a toy with simple moving parts, for example, a doll with moving arms and legs, a toy truck that rolls and tips. Firstly, set the toy up in its beginning position and draw. Then move the toy and its moving parts a little, and draw the new image overlapping with the first one. Repeat this step a few more times to create an artwork that shows the movement of your toy.

Follow-up activity: Brainstorm a list of all the types of technology that can be found in your home. Write a poem to share the different types of sounds and movements these objects make.

Thursday 30 March, 2020

Upper primary

Program: MathXplosion

Episode title: Birthday Trickery

Time: 11:40am on ABC ME

About: This episode uses a fixed set of computational steps that use simple arithmetic and basic algebraic conventions (e.g., doubling expressions to generate a known solution).



Before the episode:

1. You will need a calculator to complete the activities from this episode. Most smart phones and digital devices (iPads for example) have calculator apps which do not require internet access.

After the episode:

1. Test out the calculator trick from this episode on your own birthday. Follow the steps below:

How to 'calculate' your birthday

- Press the 'C' button to clear your calculator
- Enter 7
- Multiply by the month of your birth (e.g. January = 1, February = 2) and press equals
- Subtract 1 from that number and press equals
- Multiply that number by 13 and press equals
- Add the date of your birth (e.g. if you were born on the 21st add 21) to that number and press equals
- Add 3 and press equals
- Multiply your number by 11 and press equals
- Subtract the month of your birth (e.g. January =1, February =2) and press equals
- Subtract the date of your birth (e.g. if you were born on the 21st subtract 21) and press equals
- Divide this number by 10 and press equals
- Add 11 and press equals
- Divide this number by 100
- The remaining digitals should reveal the month and the date of your birth as a decimal

Thursday 30 March, 2020

Upper primary

View this episode after screening at <https://iview.abc.net.au/show/mathxplosion>

2. Does this calculator trick work for your friends and family? Try it on someone else. Can you explain how it works?

3. Below is another example of 'maths magic'. Try it out for yourself.

Instructions

- Choose any number on the grid. Write it down.
- Write down a second number BUT it has to be a different ROW and different COLUMN to your first number.
- Record a third number. Again, it has to be a different ROW and different COLUMN to your first TWO numbers.
- Write down a fourth number. Once again, it has to be a different ROW and different COLUMN to your first THREE numbers.
- Add the four numbers together.

Your sum will be 34

1	2	3	4
5	6	7	8
9	10	11	12
13	14	15	16

4. Try this grid trick on someone else. Did they also get a sum of 34? Why is this always the answer? Mathematicians think logically when solving problems. Spend some time investigating this grid and see if you can develop an explanation.

Follow-up activity: Do you know any other mathematical magic tricks? Are you able to invent one? What mathematical operations can you use to make a number much bigger or smaller?

Friday 1 May, 2020

Upper primary

Program: Bringing Books to Life

Episode title: Woven

Time: 11:10am on ABC ME

About: Presenter and actor Ceallach Spellman reads extracts from 'Woven' by Di Toft. He explains why he loves the book, how it captured his imagination and why he enjoys reading.



Before the episode:

1. What types of characters have you enjoyed reading about? Name and draw the book characters that have become your favourites and sort them into the categories of hero (protagonist) or villain (antagonist).

Hero (protagonist)

Villain (antagonist)

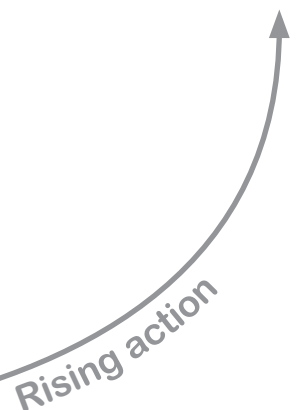
During the episode:

1. Complete the story map below by writing or drawing what you learn about the book 'Woven' by Di Toft.

Main characters:

Setting:

Types of events/conflicts that occur in the text:



Friday 1 May, 2020

Upper primary

View this episode after screening at <https://iview.abc.net.au/show/bringing-books-to-life>

After the episode:

1. **Character review:** Using one of your favourite stories, reflect on how the author has constructed a main character and influenced how you feel about them. Use the chart below to find evidence of how the author has influenced your opinion about the character.

Sayings:



Thoughts:



What other characters say about them:



Character:



Feelings:



Actions:



Follow-up activity: Write a persuasive book review about one of your favourite texts. Use the following prompts to guide your review: What was the story about? What were the most interesting events in the story? Who were the main characters? How would you describe them? What words or illustrations stood out in the book that made it so enjoyable? Why do you think the author wrote this story? Who would you recommend this book to?

Monday 4 May, 2020

Upper primary

Program: Titch And Ted Do Maths

Episode title: Fractions

Time: 10:45am on ABC ME

About: Titch and Ted complete a series of odd jobs, learning all about fractions as they go.



three quarters



Before the episode:

1. Go on a fraction hunt at home. How many quarters can you find in your house? Record your discoveries.

After the episode:

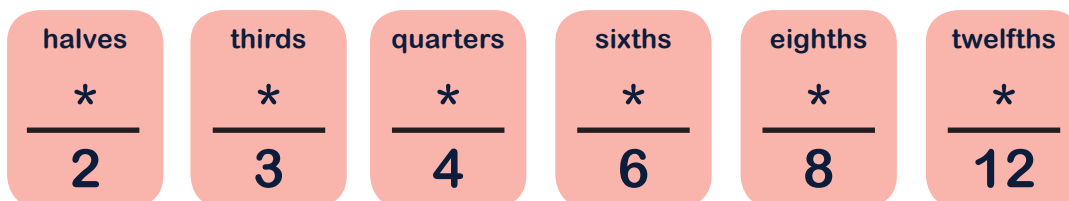
1. Make and play the colour in fractions game below. If you would like to view the game being played you can watch it here: <https://sites.google.com/education.nsw.gov.au/s3-math-digital-resource-1/colour-in-fractions>.

Colour in fractions game

You will need to make two sets of different coloured cards like the ones shown below. The blue cards will tell you how many equal parts:



The pink cards will tell you the size of the parts:



Instructions:

Turn the cards face down. Turn a card over from each colour to make a fraction.

Then colour an equivalent of the fraction made on the fraction wall on the next page (for example 2 quarters is equivalent to 1 half).

Choose a new colour for each go.


Record what you turned over and what you coloured in the table below the fraction wall.

Monday 4 May, 2020

Upper primary

View this episode after screening at <https://iview.abc.net.au/show/titch-and-ted-do-maths>

Fraction wall



What I turned over	What I coloured
4 eighths ($\frac{4}{8}$)	1 half ($\frac{1}{2}$)

What I turned over	What I coloured

(Adapted from: D. Clarke and A. Roche, *Engaging Maths: 25 Favourite Maths Lessons*, 2014)

Follow-up activity: Make your own fraction wall by folding coloured strips of paper.

Tuesday 5 May, 2020

Upper primary

Program: In My Shoes: China

Episode title: Chan'gou

Time: 11:00am on ABC ME

About: Wei Qing lives in Chan'gou, a remote village about three hours from the ancient city of Lijiang.



Before the episode:

1. Write or draw what you know about China. You might write about culture, people, food, places, plants, animals and the environment.

China

During the episode:

1. Take notes about the transport, natural features and food and cooking in this episode.

Transport

Natural features

Food and cooking

Tuesday 5 May, 2020

Upper primary

View this episode after screening at <https://iview.abc.net.au/show/in-my-shoes-china>

After the episode:

1. Compare your daily life to Wei Qing's.

What is similar?

What is different?

2. If you could spend some time living overseas, where would you live and why?

Follow-up activity: Have a conversation with someone that has travelled or spent time overseas. Where did they travel? What did they experience? How was life in that country similar and different to life in Australia?

Wednesday 6 May, 2020

Upper primary

Program: History Hunters

Episode title: Age Of Exploration

Time: 10:55am on ABC ME

About: Why exploration flourished, how maps were made up and all the wonderful tastes, sights and smells that went global thanks to explorers! Plus how lemons really could save your life!



Before the episode:

1. Why do you think humans are driven to explore? Write or draw places that you would like to explore further.

After the episode:

1. The Age of Exploration is an important event in history. The explorers used ships to explore far away lands. How do we explore other lands today?

Wednesday 6 May, 2020

Upper primary

View this episode after screening at <https://iview.abc.net.au/show/history-hunters>

2. Some of the foods that make our lives more interesting today were brought back to Europe during the Age of Exploration. Draw lines to match the items below with their description.



Chocolate



Tomatoes



Bananas



Coffee



Corn

This squishy, red fruit arrived in Europe from the Americas in the 16th century. It is now a staple of most Italian and Spanish cooking.

Spanish conquistador Don Hernán Cortés bought cocoa beans back from Central America in 1528. A drinkable version became very popular across Europe.

Originating in Mexico, this yellow grain was introduced to Europe by Christopher Columbus in 1492 and is now used in a variety of products.

Portuguese sailors bought this peelable, yellow fruit to Europe from West Africa in the 15th century. It is thought to have originated New Guinea.

Originally from Ethiopia, this bitter drink arrived in Europe during the 15th century and was banned for a period of time by the church.

3. The Age of Exploration mentioned in this episode happened around 500 years ago. Where do you imagine the explorers of the future will go and how?

Follow-up activity: Write a short story or diary entry from the perspective of an explorer from any time in history (or possibly the future). In your writing, discuss where you are exploring and why, what drives you to explore and what you and your crew hope to find along the way.

Thursday 7 May, 2020

Upper primary

Program: Look Kool

Episode title: Sports Projectiles

Time: 11:20am on ABC ME

About: Hamza tries to juggle a football, a baseball, and a hockey puck but quickly loses control. Each one of these sports projectiles has a different size and shape.



Before the episode:

1. Many sporting games involve players batting, bouncing, kicking, rolling or throwing a projectile (any object moved through space). Draw and label all the sporting projectiles you can think of. Why do you think they have different shapes?

After the episode:

1. Write and draw the interesting facts you learnt about projectiles from watching this episode.

Thursday 7 May, 2020

Upper primary

View this episode after screening at <https://iview.abc.net.au/show/look-kool>

2. **Bouncy ball challenge:** Your task is to develop a test to see what type of things affect the bounce height of a ball. Use the following headings and questions to guide your investigation. Record your ideas and observations in your workbook.



Inquiry question:

- Does the surface a ball is being bounced on affect the height of its bounce?
- Does the height from which a ball is dropped affect how high the ball bounces?

Prediction:

What things do you think will affect the bounce height of the ball? Why?

Materials and equipment:

You will need a small ball (tennis or bouncy ball), ruler or measuring tape, sticker to mark the height the ball bounces, hard and soft surfaces and a chair.

Investigation steps:

Record the steps you will use to test whether the bounce height of the ball was affected.

Results:

Write and draw what happened in each test.

Conclusion:

What types of things did or did not affect the bounce height of the ball? Were your predictions correct? Why?

Follow-up activity: Can you think of a test to see if the slope of a ramp or type of ground surface affects how far a ball or can rolls?

Friday 8 May, 2020

Upper primary

Program: The Storybuilding Tool Kit

Episode title: Comedy

Time: 1:25pm on ABC ME

About: Learn how to find funny ideas all around you and then supersize them until they become hilarious.



Before the episode:

1. Create a top ten list of things that you find really funny!

1.	6.
2.	7.
3.	8.
4.	9.
5.	10.

After the episode:

1. Design a book cover for a parody version of a well-known nursery rhyme (for example, 'Goldilocks and the Three Warts'). Write a short blurb outlining what might happen in the story.

Write a short blurb

Friday 8 May, 2020

Upper primary

View this episode after screening at <https://iview.abc.net.au/show/storybuilding-tool-kit>

2. A portmanteau (sometimes called a ‘mash up’) combines two existing words to create a new word. These can be used to add humour to your writing. Use the tables below to invent some nonsense portmanteaus.

Word one	Word two
porcupine	pineapple
Portmanteau	
‘porcupineapple’	
Drawing	

Word one	Word two
Portmanteau	
Drawing	

Word one	Word two
Portmanteau	
Drawing	

Word one	Word two
Portmanteau	
Drawing	

Follow-up activity: Write a short, humorous story which is either:

- based on the parody version of your well-known nursery rhyme; or
- features one of your portmanteaus as a main character or key item in the story.

