

Learning at Home

Booklet 7 - 4/10/21

Term 4 Week 1

Year 2

Name: _____

Class: _____

The booklets contain activities in English, mathematics and other subject areas. These activities are suggestions only. The work is not compulsory and it is intended to assist families whilst children are at home from school. Children may need assistance with some of the material.

Stage One Online Resources



<https://readingeggs.com.au/>



<https://platform.mangahigh.com/login/student>

Storyline Online



<https://storylineonline.net/>



<https://wushka.com.au/login/>

Weekly Overview

Below is an overview of the week. In the morning there are 3 tasks for English, in the middle there are 3 tasks for maths and each afternoon has an activity on a different topic. There will also be other activities and videos uploaded to Seesaw throughout the week. Students can post pictures of completed work on Seesaw using their Home Learning login and/or complete tasks in a workbook and return this to the teacher once finished.

	Monday	Tuesday	Wednesday	Thursday	Friday
Morning	English Task 1: Spelling	English Task 1: Spelling	English Task 1: Spelling	English Task 1: Spelling	English Task 1: Spelling
	Task 2: Reading	Task 2: Reading	Task 2: Reading	Task 2: Reading	Task 2: Reading
	Task 3: Writing	Task 3: Writing	Task 3: Writing	Task 3: Writing	Task 3: Writing
Break					
Middle	Maths Task 4: Game	Maths Task 4: Game	Maths Task 4: Game	Maths Task 4: Game	Maths Task 4: Game
	Task 5: Lesson	Task 5: Lesson	Task 5: Lesson	Task 5: Lesson	Task 5: Lesson
	Task 6: Mangahigh	Task 6: Mangahigh	Task 6: Mangahigh	Task 6: Mangahigh	Task 6: Mangahigh
Break					
Afternoon	Science Task 7	Music Task 7	Grammar Task 7	Geography Task 7	Sport Task 7

Spelling

All the words below are commonly misspelled. Be careful to check your spelling when you copy and write the word.

Word	Monday	Tuesday	Wednesday	Thursday	Friday
there					
their					
they're					
where					
wear					
flower					
flour					
ate					
eight					
write					
right					

Monday Task 1: Spelling

1. Look, cover, write and check your weekly spelling words.

2. Homophones

Homophones are tricky words which sound the same but have different meanings and are sometimes spelled differently. They're, their and there are homophones.

★ they're - is a contraction for 'they are'

★ their - (possessive pronoun) if something belongs to someone

★ there - means *in* or *at* that place

Complete these sentences using the correct homophone. The first three have been done for you.

1. "Look at the beautiful rainbow over there!" gasped Lydia.
2. The one with the white fence is their house.
3. Do you think they're hiding?
4. Put the book over _____ on the shelf.
5. _____ bus was running late.
6. The cold wind made _____ teeth chatter.
7. Could they be in _____?
8. Blue sweets are the best; _____ my favourites.
9. Ava and Lucas put _____ hands up at the same time.
10. Are you sure _____ not real?

Monday Task 2: Reading

- **Online:** Log into Wushka and read one of your levelled reading books.
- **Offline:** Read the sentences and choose the correct homophone to complete the sentence.

Homophones

Two, to or too?

Are you going _____ the fair?
There are only _____ places left!
There are _____ many people in here.



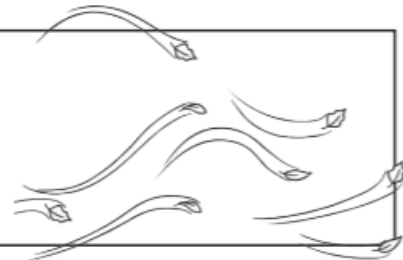
New or knew?

I _____ you would do that!
Do you like my _____ shorts?
This car is brand _____.



Blue or blew?

The wind _____ really hard.
My favourite colour is _____.
Is that _____?




So or sew?

I couldn't climb over it, _____ I went around it.
Do you know how to _____?



Sea or see?

Can you _____ me?
There's nothing to _____ here.
The ship sailed across the _____.



Monday Task 3: Writing

Some of these words are homophones. Circle them.

pair	late	many	plaice	hour
mane	hear	care	oar	
paint	waste	rice	seen	check
rain	sweat	reed	father	plug

Copy this passage out, correcting the homophones as you do:

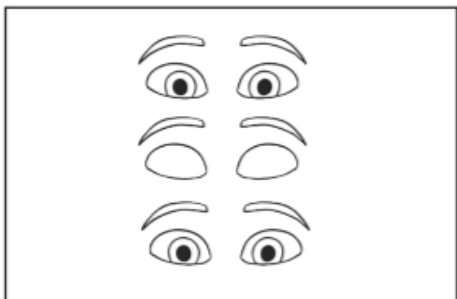
It was knight and the sky was pooring with reign. The hole ship rocked on the stormy see and the wind blue hard tearing the sale. The captain new they kneaded to fix it quickly, so he called out too crewmen. As the pear ran off to fetch knew rope the captain, who usually had nerves of steal, preyed that the ship wood knot sink. Suddenly, a peace of would broke off from the deck and flue towards him!

Monday Task 4: Maths Game

Duration of Time Activity

How many can you do in ten seconds?

Estimate and then count carefully as you time yourself for ten seconds.



Blink your eyes

Estimate:


Count:



Clap your hands

Estimate:

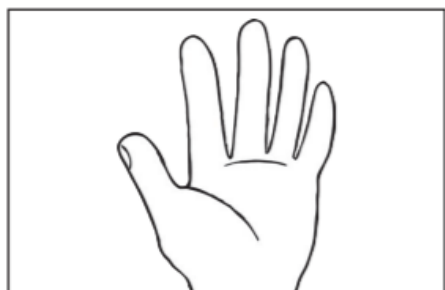
Count:



Hop on one leg

Estimate:

Count:



Count to five

Estimate:

Count:

Monday Task 5: Maths Lesson

Telling the time

visit [twinkl.com.au](https://www.twinkl.com.au)




Hours and Minutes

This is the **hour** hand.


This is the **minute** hand.

It is the shortest hand on the clock.

It is longer than the hour hand.



When the minute hand is pointing to 12, it is showing a full hour. We call this time '**o'clock**'.

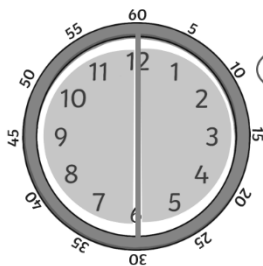


On this clock, the hour hand is pointing at the 8 and the minute hand is pointing to the 12.

This clock is showing that the time is **8 o'clock**.

This type of clock is called an **analog** clock. The hands on the clock move in a **clockwise** direction. The opposite of clockwise is called **anti-clockwise**.

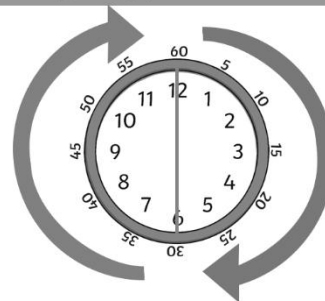
A clock face is a full circle which is made up of 2 halves.



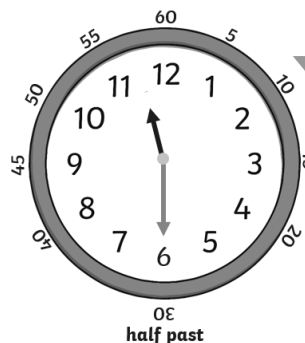
How many minutes make up half of an hour?



When it is 30 minutes past the hour we say '**half past**' the hour.



What time is this clock showing?



Where is the **big** hand pointing?

6

Where is the **little** hand pointing?

halfway between 11 and 12

It's half past 11.



Activity: Throughout the day, look at an analog clock and have a go at telling the time with an adult.

You can go to this website (<https://www.roomrecess.com/Tools/InteractiveClock/play.html>) to practise making and telling time.

Monday Task 7: Science

Last term we looked at Materials and their properties. Let's have a look at how face masks are made, and why. Scan QR or use the link to see how masks can keep us safe. (it's a bit gross!)

<https://www.inquisitive.com/video/1895-face-mask-test>



The government can use the information from scientists to make rules about the best materials for a face mask. People who make the masks must follow the rules.

What a face mask should have		
Section	Material type	Why
Outer layer	Water resistant fabric	To stop a virus in water droplets
Middle layer	A filter fabric	To stop smaller droplets that get through the first layer
Inner layer	Soft and absorbent fabric	To absorb moisture from your own mouth and keep you comfortable
Ear loops	Elastic or string	To keep the mask tight on your face

Important: Make sure the materials do not have holes in them and that you wear the mask properly.

Some people like to use a fun type of face mask.

Are these face masks made from the correct materials and are they being used to stop the spread of a virus? Give each one a tick or a cross.



Design your own fun face mask that still meets the government rules. Draw and label it.

Can you think of another kind of mask that people wear?

Can you draw yourself wearing a mask?
(It could be part of a costume).

Tuesday Task 1: Spelling

1. Look, cover, write and check your weekly spelling words.
2. **BOGGLE** - How many words can you make using the letters in the grid?

Y	R	C	F
I	E	D	H
N	E	A	W
B	T	P	L

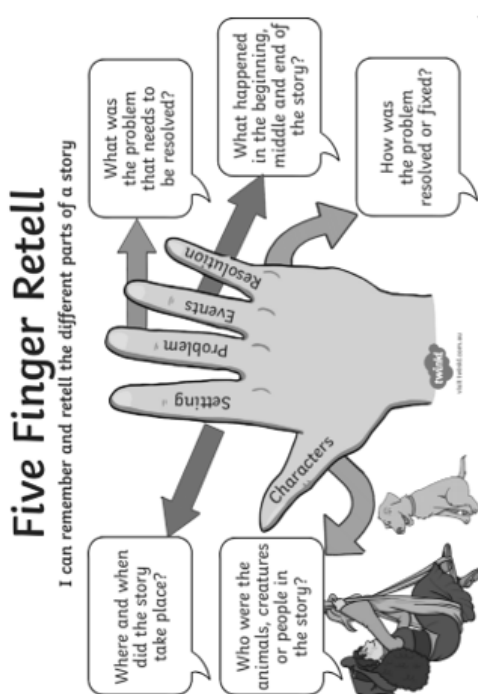
_____	_____	_____
_____	_____	_____
_____	_____	_____
_____	_____	_____
_____	_____	_____
_____	_____	_____

What's the longest word you can make? _____

Tuesday Task 2: Reading

- **Online:** Log into Wushka and read one of your levelled reading books.
- **Offline:** Read and retell a story of your choice.

Title:	Problem:
Characters:	Events (beginning, middle, end):
Setting:	Resolution:



Five Finger Retell
I can remember and retell the different parts of a story

The diagram shows a hand with five fingers, each pointing to a question in a speech bubble:

- Thumb:** Where and when did the story take place?
- Index:** Who were the animals, creatures or people in the story?
- Middle:** What was the problem that needs to be resolved?
- Ring:** What happened in the beginning, middle and end of the story?
- Pinky:** How was the problem resolved or fixed?

Arrows connect the fingers in a circular path, indicating the flow of the story. The hand is labeled with 'Setting', 'Characters', 'Problem', 'Events', and 'Resolution'.

Tuesday Task 3: Writing

Practice your neatest handwriting by tracing and copying these facts about koalas.

Koalas are native to the east coast of Australia throughout Queensland, New South Wales and Victoria.

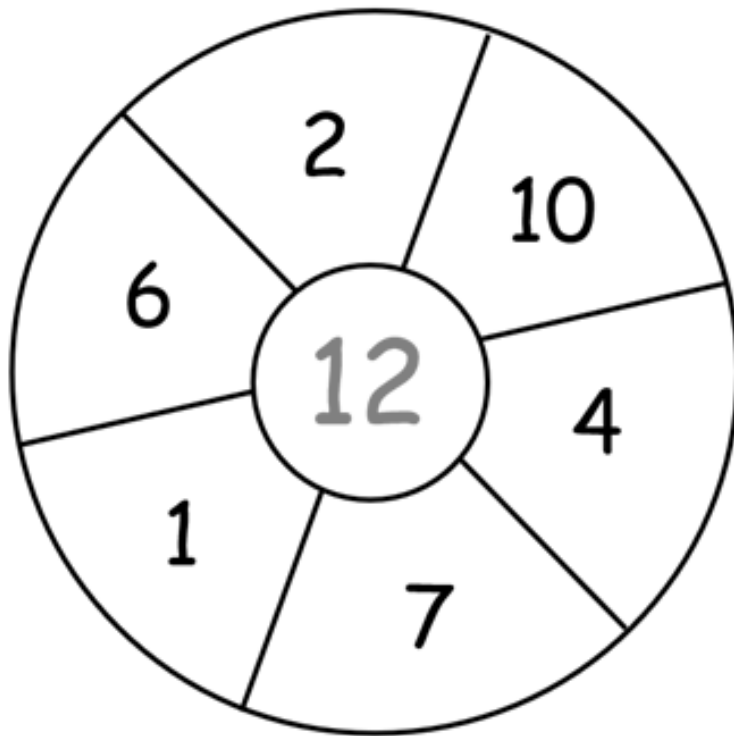
Although koalas are marsupials, early European settlers thought they were bears and named them Koala Bears.

Koalas eat eucalyptus leaves and not much else. Eucalyptus leaves are poisonous to humans.



Tuesday Task 4: Maths Game

Number Boggle - How many **number sentences** can you make using **ONLY** the numbers outside of the target to equal the answer in the middle? **You can use the same outside number more than once.**




Example: $6 + 4 + 2 = 12$

Number sentences:

Tuesday Task 5: Maths Lesson

Roll and Read the Time

Roll a die, read the clock in the row and colour one clock. Continue playing until you have a "winning" row with all the clocks coloured in.





I can sing a Rainbow

Some people have trouble hearing words and sounds.

To help everyone understand each other there is a special language that uses hand signs called Auslan. You may have seen someone doing Auslan on TV recently.


Today we are going to try learning some Auslan to sing a song called 'I can Sing A Rainbow'. You can watch the video link to learn the hand signs and then have a try yourself.

<https://www.youtube.com/watch?v=g5m3TLBmeuc>

SING A RAINBOW



Red and yellow and pink and green, purple



and orange and blue. I can sing



a rainbow, sing a rainbow, sing a rainbow too.

Once you have practiced using Auslan to sing the song you can record yourself and send it to your teacher.

Last year there was a national Auslan sing-a-long to the Song 'I am Australian'. See if you can join in too!

<https://www.youtube.com/watch?v=7kfFmwEgJPp>

Wednesday Task 1: Spelling

1. Look, cover, write and check your weekly spelling words.
2. Choose 6 of your spelling words and write a sentence.

Underline the spelling word you used. *Example: The dog had lost her bone so she was feeling sad.*

1. _____

2. _____

3. _____

4. _____

5. _____

6. _____



Wednesday Task 2: Reading

- **Online:** Log into Wushka and read one of your levelled reading books.
- **Offline:** Read the text below and answer the comprehension questions.

Going to the Movies

My class is going to the movies on a field trip next week. We have to get permission slips signed before we go. We also need to ask our parents if they will drive to the movie theatre. We are going to see a movie that tells the story from a book we read. We love it when movies are made from books. It is fun to compare the movie to the book. I usually like the book better.



We get to the movie early so we can buy popcorn. Some of us buy candy and slushes too. We all enjoy watching the movie. When we return to school, we talk about things that were in the movie and the book. The movie and book are similar. We all agree that we like the book better though. Books let you picture the characters any way you want to picture them.

1. What do the students need to do before going to the movie?

2. What is fun to compare?

3. What is fun to compare?

4. What do books let you do?

Wednesday Task 3: Writing

Honey, I Shrunk the Kids!



Story Starter

Dad's home science experiment had gone horribly wrong! He had zapped the kids in the garden with his new ELECTROZORBTASTICLASERJETBRAIN-GUN, which was supposed to make his three children the smartest children in the entire world. Instead, the zap had back-fired, making Dad even more brainy, but the children...Extremely tiny!

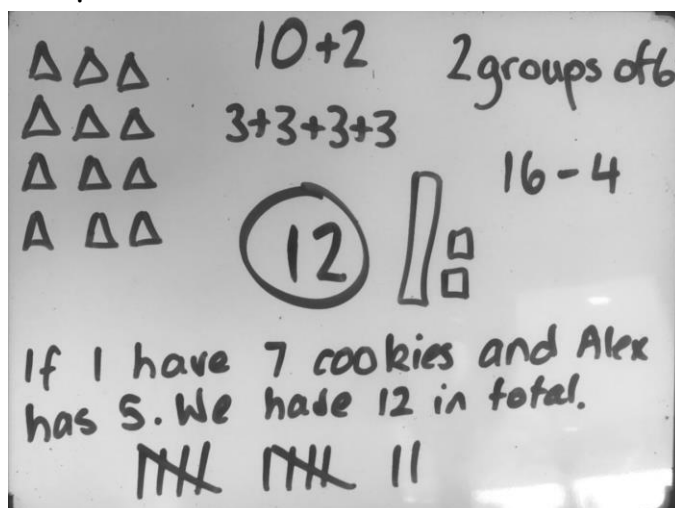
Stood in the middle of the garden path, they suddenly found themselves running as fast as they could away from a rolling pebble (which was actually tiny, but now seemed as big as a house).

Can you continue the story?

Wednesday Task 4: Maths Game

Number Talk

Each week we will have a number talk. There is an example below. It shows you different ways we can represent the number 12.



Have a go below and take a picture to upload to your Seesaw:

Show me how many different ways you can represent the number 567 - there are many more than what is above!

567

Wednesday Task 5: Maths Lesson

Telling Time- 5 minute Intervals



Click on the link or Qr code to play a clock game.

<https://ictgames.com/mobilePage/hickoryDickory/>

Draw the time shown on each clock.

1.



10:30

2.



4:05

3.



1:15

4.



5:50

5.



11:35

6.



7:45

7.



4:10

8.



12:00

9.



4:25

Wednesday Task 7: Grammar



We are going to describe an object using adjectives.
Watch the video (scan QR or use the link below)

https://players.brightcove.net/6110393209001/default_default/index.html?videoId=6267222562001



Find an object to describe from your kitchen, or your classroom.

← Find the adjectives that help to describe your object.

(If you do not have an object, you could describe this toaster!)



Write about your object.

How does it look?


The _____ is

_____.

How does it feel?

The _____ is _____.

Can you choose another object and describe it using adjectives?



Draw your object!

Thursday Task 1: Spelling

1. Look, cover, write and check your weekly spelling words.
2. Dictionary Work

Put your spelling words in alphabetical order.



1. _____

2. _____

3. _____

4. _____

5. _____

6. _____

7. _____

8. _____

9. _____

10. _____

11. _____

Find 2 of your spelling words in the dictionary and write the definitions.

1. _____

2. _____

Thursday Task 2: Reading

- **Online:** Log into Wushka and read one of your levelled reading books.
- **Offline:** Read the text below and answer the comprehension questions.

Pythons

Snakes are a kind of reptile, which means they have cold blood and scales. Some snakes are as small as a coin and others are as long as a bus! Pythons are a type of snake.



Habitat

Pythons like to live in places that are warm. They need to live in warm places because they have cold blood, which means they are found in deserts and jungles. Living in the jungle gives them plenty of places to hide. They usually hide in trees or under leaves on the ground. Pythons have patterned skin which helps them to blend in with the leaves and bark.

Diet

Pythons do not eat fruit or plants. They eat small animals like rats and lizards. Some pythons are very big, so they will catch bigger animals. Pythons will hide in the trees or leaves and wait for a small animal to pass. They will jump out quickly to catch it. They squeeze the animals and then swallow them whole.

Fun Facts

- Pythons can live for up to 40 years.
- Pythons are very good swimmers.
- Some pythons will hide in the high branches of trees and will catch birds as they fly past.
- There are 26 different types of python.

Questions:

1. Complete the sentence: "Snakes are a kind of"?

2. Where do Pythons like to live?

3. How do pythons blend in?

4. Name two animals a python will eat:

5. How long can pythons live for?

6. How many different types of pythons are there?

Task 3: Writing

An Awesome Advert

Amazing Fact

In Sweden and Norway, advertising to children under the age of 12 is illegal.

When a company wants to sell their products, they advertise it to the people who might be interested in buying it.

Challenge


Think about your favourite toy, object or computer game. Think about why you like it, what makes you want to keep using it and if you would recommend it to your friends. If so, why?

Design an advert to encourage others to buy your favourite item. Make it clear what is great about it and why children might want to get one. Make your advert bold and colourful.




You could also try to find out:

- what the first advert shown on TV was for
- how much TV advertising costs
- what the most expensive TV advert ever was



An Awesome Advert



Place Value Worksheet

Circle the numbers that have an 8 in the ones place.

18 21 28 90 87 48 80 43 58 12 57

Circle the numbers that have a 1 in the tens place.

21 14 78 41 17 19 76 10 51 69 11

Circle the numbers that have a 2 in the ones place.

24 15 12 14 32 17 28 52 62 91 28

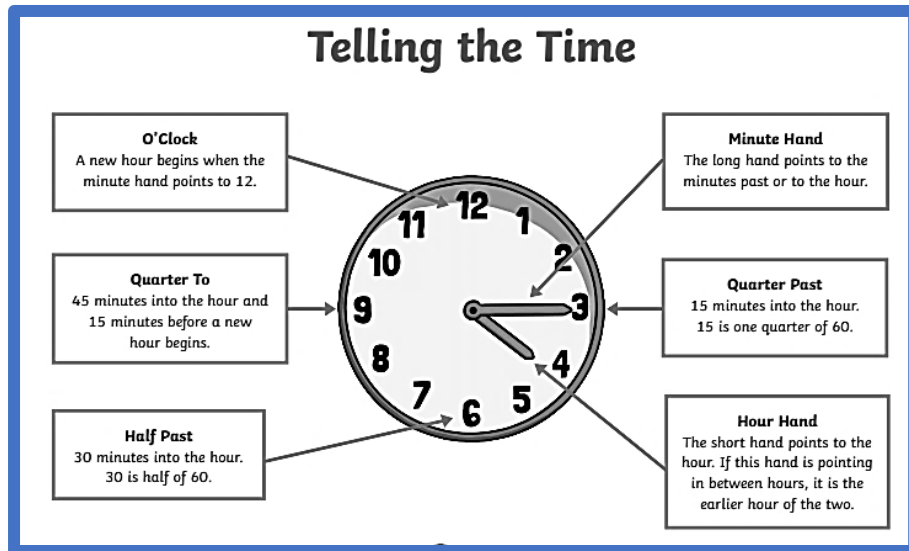
Circle the numbers that have a 5 in the tens place.

54 19 59 95 25 50 51 15 67 11 26

Circle the numbers that have a 7 in the ones place.

47 23 67 34 76 77 18 17 44 96 71

Task 5: Maths Lesson



Draw the hands on the clock to show the time.
Make sure you have one BIG minute hand and one SMALL hour hand.

Two o'clock	Seven o'clock	Half past four

Half past ten	Quarter past four	Quarter past seven

Quarter to eight	Quarter to four	Quarter past one

Task 7: Geography

Connections to Places

We are learning to identify places of personal significance.

This is one of Miss Cotton's special places - the beach.



What is your special place?

This is a place that is special to me:

I visit this place with...

This place is special to me because...

Friday Task 1: Spelling

1. Look, cover, write and check your weekly spelling words.
2. Write four words for each of your spelling words. One is your spelling word, two relate to your spelling word and one is the odd one that doesn't fit with the other three.

Example: chair

seat

bench

pool

[illegible]

Friday Task 2: Reading

- **Online:** Log into Wushka and read one of your levelled reading books.
- **Offline:** Read the advertisement below. This is a type or persuasive text. It is trying to convince readers why they should go on a 'Marvellous Moon Tour'.



Quick Questions

1. Why do you think that the advert starts with a question?



2. How much does a Moon tour cost?



3. Why do people who book a Moon tour have to do a week of training?



4. Would you like to book a Moon tour?



Marvellous Moon Tours

9 Have you ever dreamt about riding in a rocket
14 and flying to the Moon?
22 Well, Marvellous Moon Tours could now make your
31 dreams come true! For the tiny price of thirteen
40 thousand dollars, you can book your place on a
46 shuttle and become a real-life astronaut!
56 Before your space trip, you will need to take part
64 in an exciting week of astronaut training. Then,
75 it is time to fasten your seatbelts for your once in
81 a lifetime journey into outer space!
90 Look at our website and book your space holiday
91 today!

Friday Task 3: Writing

Click on the link below or scan the QR code to watch the story 'I Wanna Iguana'. <https://www.youtube.com/watch?v=X7dswe0DuDU>

Use the template below to write a persuasive text to convince your family why they should buy you a new pet. You could use some of the ideas used in the story.

Topic/Title:

--

I strongly believe that...

--

Firstly...

--

Secondly...

--

Thirdly...






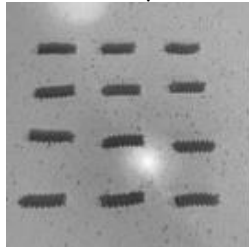











--

In conclusion, it is clear that...

--

Friday Task 4: Maths Game

Have fun completing some of these activities with a member of your family. Remember to ask an adult if it is okay to use pasta first.

<p>How many different ways can you make 15?</p> 	<h1>Maths with with a cup of pasta</h1>			<p>Measure the length of objects using your pasta pieces.</p> 
<p>Estimate how many pieces of pasta were in your cup.</p> 	<p>Make a repeating pattern with your pasta pieces.</p> 	<p>Weigh your pasta pieces. Estimate the weight of 20, 30 pieces etc</p> 	<p>Make an array. 4 rows of 3, is there another way?</p> 	<p>Measure the capacity of a box. 8 pieces of pasta fit in a match box</p> 
<p>Tally your pasta pieces.</p> 	<p>Put some pasta pieces into containers and write the number sentence.</p> <p>$10 + 8 = 18$</p> 	<p>Measure the area of your lunchbox, book etc.</p> 	<p>Count your pasta pieces by 1's</p> 	<p>Count your pasta pieces by 2's, 5's etc</p> 
<p>Group your pasta pieces by 5's (or any other number)</p> 	<p>Can you make a symmetrical picture?</p> 	<p>Make the numeral 10 (or any other numeral)</p> 	<p>Share your pieces equally (If you can!)</p> 	<p>Make some 2d shapes.</p> 

Friday Task 5: Maths Lesson

Problem Solving

Have a go at these problem-solving activities. You might need a piece of paper and a pen to do some working out.

John is looking at the number of seconds in a minute.

1 minute = 60 seconds

2 minutes = 120 seconds

He says, "120 is double 60. So to find out 3 minutes I need to double 120."

Is he correct? How do you know?



Rishi and Ellie were playing outside. Rishi played outside for quarter of an hour. Ellie played outside from 4 o'clock to half past 4.

If Rishi finished playing 5 minutes after Ellie went out to play, what time did he start playing?

Explain your answer.



Isabelle can swim 2 lengths of the pool every 5 minutes. She starts swimming at 10 minutes past 9 and finishes at 5 minutes to 10.

How many lengths of the pool does she swim?
How do you know?



Put these clocks in order.

Could they go in a different order?

Explain your reasoning to a friend.



Friday Task 7: Sport



Sports Spectacular

Click on the link below or scan the QR code and watch the video about creating a Sports Spectacular at your house.

https://www.youtube.com/watch?v=ypT_j885rgE


In the box below write or draw some of the games and activities you came up with. You could even take some photos or a video of you and your family enjoying the activities and share with your teacher on Seesaw.

Optional Activity:

Reading Bingo Fun!

Read a book about your favorite TV character.	Read on a Saturday.	Read before breakfast.	Read a book you checked out of the library.	Read to a stuffed animal.
Read to someone on the phone.	Read with a cup of hot cocoa.	Read while snuggling.	Swap a book with a friend.	Read twice in one day.
Read a book in bed.	Read for longer than usual.	FREE!	Read to a pet.	Read to a sibling or friend.
Read without being asked.	Read outside.	Read to a family member.	Draw a picture of what you read.	Read in a funny voice.
Read your favorite book again.	Read a book someone else picks.	Read a book inspired by a movie or TV show.	Read in the car.	Read a book and then act out a scene from it.


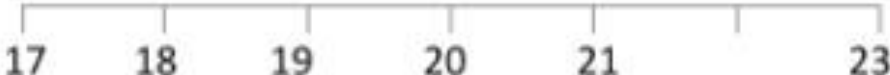



Optional Activity:



Optional Activity:

MENTAL MATHS QUIZ 2:1















1)	$3 + 9$	
2)	Write down the next number: 18 19 20 21 22 23 24 ____	
3)	How many sides? 	
4)	$11 - 5$	
5)	Which number is missing from the number line? 	
6)	How many fish? 	
7)	What number comes after 26?	
8)	How much money? 	
9)	I have 10 bananas. I eat 3 of them. How many are left?	
10)	Sally has 5 cakes. She makes 2 more. How many does she have now?	
11)	Draw the next shape in the sequence. 	
12)	Which number comes before 18?	

Optional Activity:

Colour Scavenger Hunt

Look for different colours around you. Draw what you find.

Can you write the object's name?

Something red 	Something orange 	Something green 
Something yellow 	Something blue 	Something black 
Something pink 	Something white 	Something purple 
Something multi-coloured 	Something turquoise 	Something grey 

What is your favourite colour? _____

Optional Activity:



Optional Activity:

Australian Cities



p a c c h f i u p w n e
e a r a l d a r w i n m
r u y n k f g o u j t b
t h g b g e e l o n g o
h o o e a b r a d h p i
s b m r b r i s b a n e
y a e r m n d s a t y u
p r i a d e l a i d e c
e t g k i o d m a e n b
g m e l b o u r n e w t
d s e d f s v b j k i u
s y d n e y o c m l d f

Sydney
Canberra
Melbourne

Perth
Darwin
Brisbane

Geelong
Hobart
Adelaide

Activity Grid - Colour each box when you have completed the activity

<p>Stuckers Food Challenge Click the link to watch the 'Stuckers' food challenge. https://www.youtube.com/watch?v=FszFnPQ42OM</p> <p>Have a go at finding things in your fridge and pantry that start with each letter of the alphabet.</p>	<p>Directed Drawing How To Draw A Cute Cupcake Monster Folding Surprise - https://www.youtube.com/watch?v=CGXCyzcXsYk</p>	<p>Shadow Animals Shut the curtains, switch off the lights and shine a torch onto a plain wall. Use your hands to make different shadow animals.</p> <p>Take turns with your family trying to guess what shapes or animals everyone is trying to make.</p>	<p>Ball Bounce Challenge Use a basketball, soccer ball or tennis ball to see how many times you can bounce or kick the ball in a row. Try to beat your personal score.</p>
<p>Go Noodle Click on the links below to enjoy some great Go Noodle Brain Break activities. https://www.youtube.com/watch?v=psUPYR235O8 https://www.youtube.com/watch?v=KhfkYzUwYFk</p>	<p>Be a Cook With some help from an adult, cook a meal or bake some cake or cookies. Here is a choc chip biscuit recipe to try - https://www.taste.com.au/recipes/chocolate-chip-cookies-2/1bf0a0e6-13b4-489d-bbd8-1cc5caf1fa32</p>	<p>Plastic Bottle Bowling Use a tennis ball and some empty plastic bottles to make a bowling lane. Challenge a family member to see who can knock the most pins down.</p> 	<p>Cubby House Using materials that you have at home make an indoor or outdoor cubby house where you can complete your school work for the day.</p>
<p>Sandwich YUM! Come up with a new idea for a sandwich, something you have never had before. Have a go at making it and eating it for your lunch.</p>	<p>Arts and Crafts out of recycled home materials Use your recycled items like cereal boxes and paper towel rolls to use for arts and crafts. Make a rocket out of paper rolls, make a dinosaur or a robot out of a cereal box. Paint, draw, paste and get creative!</p> 	<p>Mindfulness Write a list of good things that have happened in your week.</p>	<p>Letter Write a letter to your teacher. Let her know what you have been doing and what you miss most about being at school. Send it on Seesaw.</p>