

## Learning at Home Booklet 7

Term 4 Week 1

KINDERGARTEN

Name: \_\_\_\_\_

Class: \_\_\_\_\_

The booklets contain activities in English, mathematics and other subject areas. These activities are suggestions only. The work is not compulsory, and it is intended to assist families whilst children are at home from school. Children may need assistance with some of the material.

Reading  
eggs



<https://readingeggs.com.au/>

MANGAHIGH  
westermann



<https://platform.mangahigh.com/login/student>

Storyline Online



<https://storylineonline.net/>

Jolly Phonics Song

<https://vimeo.com/106231366>



Cosmic Yoga



[https://www.youtube.com/results?search\\_query=cosmic+yoga](https://www.youtube.com/results?search_query=cosmic+yoga)

wushka



<https://wushka.com.au/login/>

Kindergarten Learning at Home Tasks Week 1 Term 4

Monday	Tuesday	Wednesday	Thursday	Friday
<p><b>Task 1: Writing- Bluey</b> Write at least 2 sentences about the picture. Draw your own picture</p> <p><b>Task 2: Reading</b> Read each sentence and draw a picture to match</p> <p><b>Task 3: CVC words</b> Say the picture and write the sounds you can hear.</p>	<p><b>Task 1: Writing- Paw Patrol</b> Write if you like or do not like paw Patrol and say why using the word because</p> <p><b>Task 2: cl cut and paste</b> Work out each cl word</p> <p><b>Task 3: Word family 'at'</b> Cut and paste. Match the at words to the flower</p>	<p><b>Task 1: Writing- Blaze and the monster machines</b> Write at least 2 sentences about the picture. Draw your own picture</p> <p><b>Task 2: Sight word interactive spots</b> Read the word, do the action 10 times whilst saying the word, write the word 2 times in the box.</p> <p><b>Task 3: CVC words</b> Say the word and write the sounds that you hear</p>	<p><b>Task 1: Writing- Pokemon</b> Write at least 2 sentences about the picture. Draw your own picture</p> <p><b>Task 2: Sequencing- hand washing</b> Cut and paste. Put in order the way to wash your hands. Write what you did using First, next, then, last.</p> <p><b>Task 3: Diagrams- What am I?</b> Read each sentence and guess what it is</p>	<p><b>Task 1: Writing- Trolls</b> Write at least 2 sentences about the picture. Try and use the word <b>and</b> to join your sentences together.</p> <p><b>Task 2: Reading</b> Read each sentence and draw a picture to match</p> <p><b>Task 3 Phonemic awareness</b> Say the word and work out how many sounds as in each</p>
<p><b>Task 4: Before and after numbers</b> Read the number and write the numbers that come before and the numbers that come after</p> <p><b>Task 5: 1- 10 jellyfish</b> Make a jellyfish. Cut and paste. Add dots to the strips of paper to match each number</p> <p><b>Task 6: Patterns</b> Finish the colour patterns and then make your own</p>	<p><b>Task 4: Writing number words</b> Read each number and write the word to match the numeral</p> <p><b>Task 5: Addition and Subtraction</b> Complete the addition and subtraction activities.</p> <p><b>Task 6: Patterns</b> Cut and paste. Finish the farm animal pattern</p>	<p><b>Task 4: Subtraction bowling</b> Set up the bowling game. Play the game and record your answers.</p> <p><b>Task 5: I spy down on the farm</b> Count each picture and write the number. Colour in the farm.</p> <p><b>Task 6: Doubles game</b> Make the dice or use your own to play the game. Roll the dice and double it. Colour in the number</p>	<p><b>Task 4: Number of the day- 13</b> Write all things on the number 13</p> <p><b>Task 5: Pick a pencil game</b> Cut out the pencils. Pick a pencil, write the number and draw on 10 frame. Do the challenge activity</p> <p><b>Task 6: Number relationships</b> Make the pictures equal by drawing</p>	<p><b>Task 4: Number of the day- 24</b> Write all things on the number 24</p> <p><b>Task 5: Days of the week</b> Cut and paste. Order the days of the week and then write each day</p> <p><b>Task 6: Whole number</b> Answer the questions</p>
<b>Optional Extras</b>				
<p><b>Geography</b> Maps- Rosie's Walk</p>	<p><b>Mindfulness</b> Gratitude game</p>	<p><b>Music</b> I can sing a rainbow</p>	<p><b>Art/Craft</b> Snail in primary colours</p>	<p><b>PE</b> Complete the activities</p>

Monday - Task 1

Writing

Write at least 2 sentences about the picture. Draw your own picture



---

---

---

---

---

A large, empty rectangular box with a black border, intended for the student to draw their own picture.



# Read and Draw








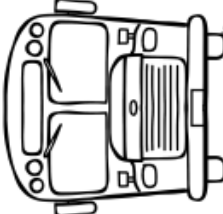



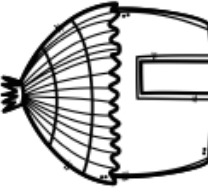



Jess is playing  
on the swing.

The bird is  
sitting in the  
tree.

It is raining  
today.




Write the CVC Word - 'u' Family

Optional activity  
Draw some pictures of what you did in the holidays



# MY HOLIDAY SNAPSHOTS



Monday - Task 4

Write the numbers that come before and after

--	--

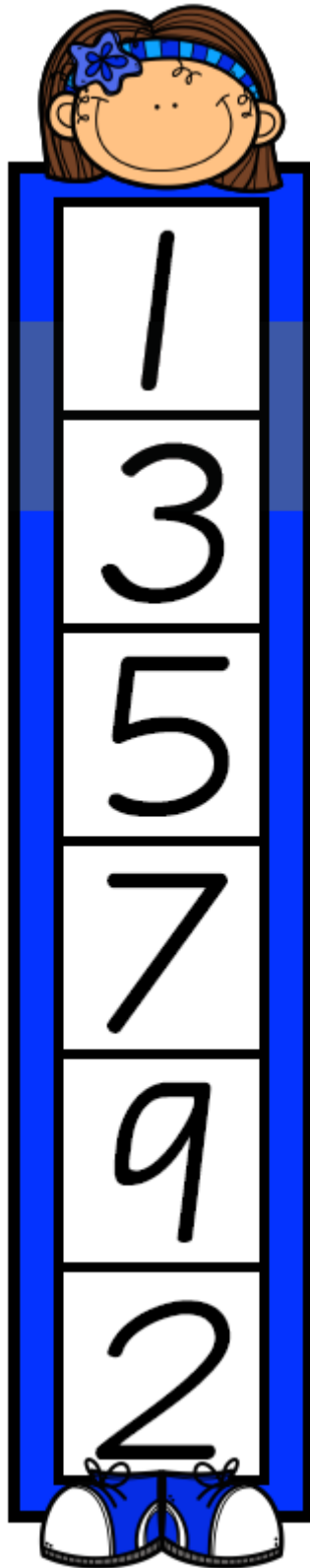
--	--

--	--

--	--

--	--

--	--



--	--

--	--

--	--

--	--

--	--

--	--



28

23

23

27

30

32



--	--

--	--

--	--

--	--

--	--

--	--

--	--

--	--

--	--

--	--

--	--

--	--

## Monday - Task 5

### Make a jelly fish

1. Cut out the jelly fish head
2. Draw dots to represent the number on the strips of paper
3. Paste the strips of paper to the bottom of the jelly fish head.



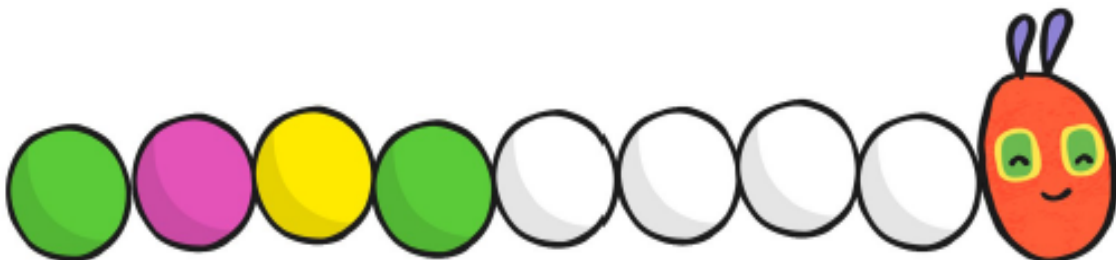
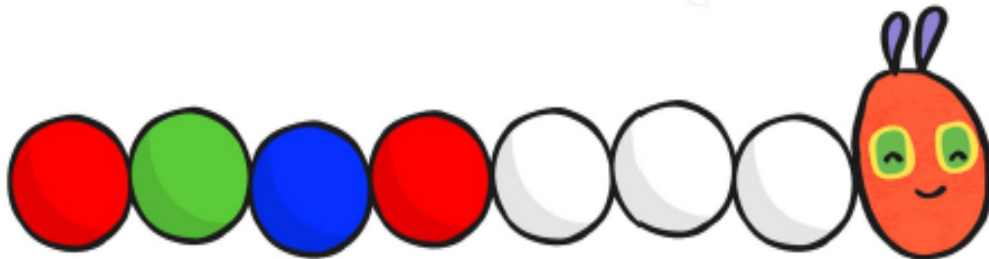
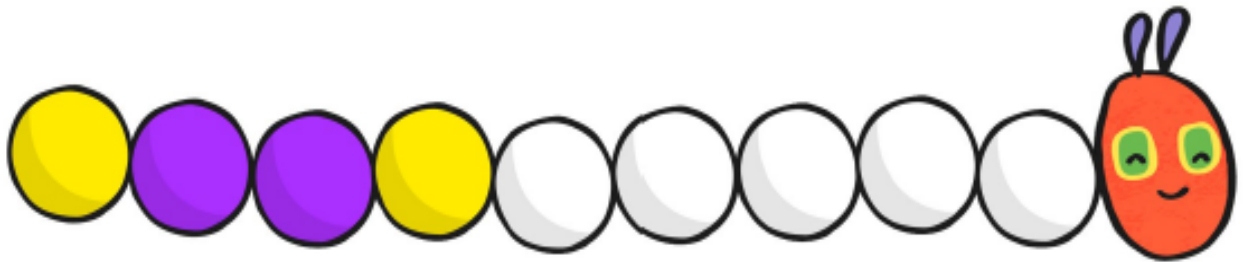
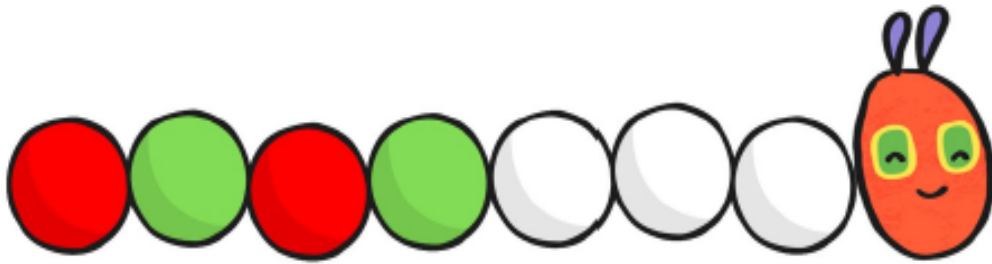
**This page has been left intentionally**




**This page has been left intentionally**



Continue the patterns below.



**Can you make your own colour patterns?**

Tuesday- Task 1

Writing

Write if you like or do not like Paw patrol. Tell me why using the word **because**.

**Eg- I love Paw Patrol because the dogs go on lots of adventures with Ryder. Rocky is my favourite because he likes water.**



---

---

---

---

---








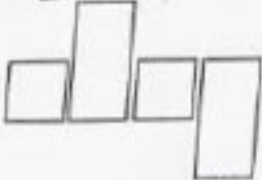




---

---


---

Write the 'cl' words in their correct spaces.  
Write the words again underneath.

clown clap clip clock clam club

  .....	  .....	  .....
  .....	  .....	  .....

Cut out the correct word and paste it into the correct sentence.

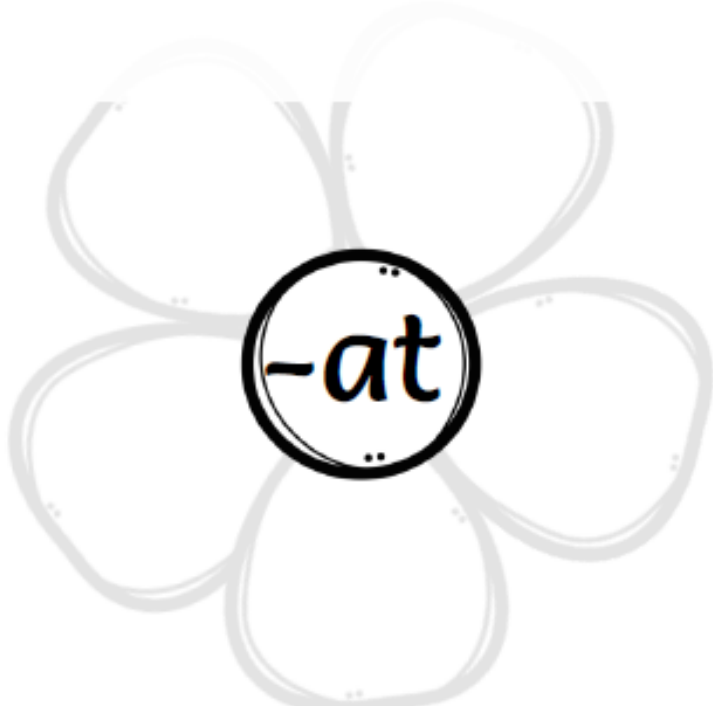
1	Put	the	[ ]	in	your	hair.
2	I	saw	[ ]	at	the	beach.
3	The	lady	had	some	[ ]	
4	The	[ ]	said	three	o'clock.	
5	The	dog	fell	off	the	[ ]

clams    clock    clip    clogs    cliff

**This page has been left intentionally**

Name:-----

Cut and glue the petals that match the word family.



©Nastaran2015

bat

cat

mat

hat

rat

pot

**This page has been left intentionally**



# Numbers 1-10 Matching

Write the number words from the word bank below the matching numbers.

one	two	three	four	five
six	seven	eight	nine	ten





# Single Digit Addition



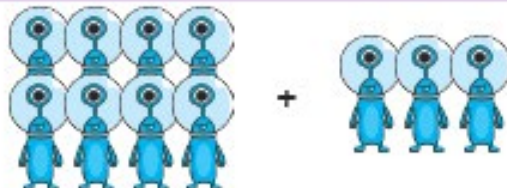
$2 + 3 = \square$

$5 + 4 = \square$



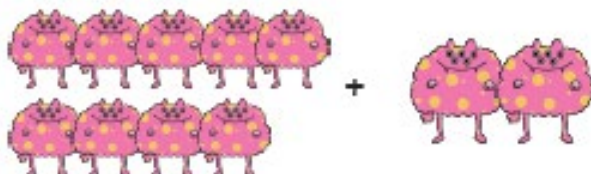

$6 + 7 = \square$

$8 + 3 = \square$




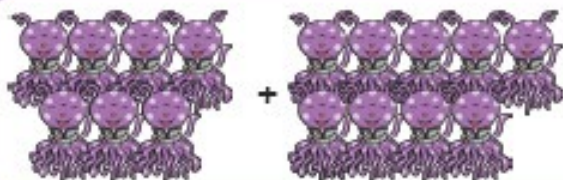
$4 + 7 = \square$

$9 + 2 = \square$



$7 + 9 = \square$

$8 + 6 = \square$





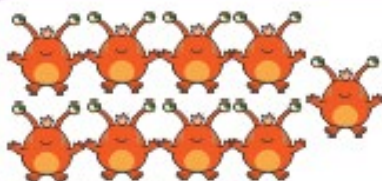


# Single Digit Subtraction




$9 - 3 =$

$8 - 4 =$



$- 3$



$- 4$

$10 - 6 =$

$10 - 2 =$



$- 6$




$- 2$

$6 - 4 =$

$10 - 5 =$



$- 4$



$- 5$

$8 - 7 =$

$5 - 4 =$



$- 7$



















$- 4$

**Use this page for your working out if you need it**

# Who's at the Farm?

Can you complete the farm animal patterns?









							
							
							




visit [twinkl.com](https://www.twinkl.com)



Cut out and use to complete the patterns.

							
---	---	---	---	--	---	---	---

**This page has been  
left intentionally**



Wednesday - Task 1

Writing

Write at least 2 sentences about the picture. Draw your own picture



---

---

---

---

---

---

---

---





Interactive word spots. Read the word, do the action 10 times whilst saying the word, write the word 2 times in the boxes.

Word Spots  
Read it and...

dad



jump.

--	--

Word Spots  
Read it and...

with



pretend to climb.

--	--

Word Spots  
Read it and...

because



run on the spot.

--	--

Word Spots  
Read it and...

went




wiggle-wobble.

Word Spots for any Word List © Clever Classroom Ltd

--	--

Word Spots  
Read it and...

and



clap above your head.

Word Spots for any Word List © Clever Classroom Ltd

--	--

Word Spots  
Read it and...

they



tip-toe.

Word Spots for any Word List © Clever Classroom Ltd

--	--

Word Spots  
Read it and...

who



dance.

Word Spots for my Word List © Clever Classroom Ltd

--	--

Word Spots  
Read it and...

what



flap  
your  
arms.

Word Spots for my Word List © Clever Classroom Ltd

--	--

Word Spots  
Read it and...

when















raise the  
roof.













Word Spots for my Word List © Clever Classroom Ltd

--	--

Wednesday- task 3

Say the word and write the sounds that you can hear

i	
	
	
	
	
	
	
	
	
	
	
	
	

o	
	
	
	
	
	
	
	
	
	
	
	
	

# Subtraction bowling

You will need:

10 'bowling pins'

1 'ball'

Recording sheet



- Set up the 10 pins into a bowling triangle and stand back.
- Write how many pins are standing on your record sheet.
- Roll the 'ball' (could be a rolled up sock or scrunched paper) at the pins and see how many you knock down.
- Write it on your record sheet and figure out how many pins are left standing.
- If you have pins still standing record how many then roll your ball again and record how many you knocked down this time.

Your record sheet can look like this, blank out when you knock all the pins down and start a new game.

$10 - 4 = 6$
$6 - 2 = 4$
$4 - 4 = 0$




We are using a  
minus sign and  
equal sign.



Name: \_\_\_\_\_

# I Spy Down on the Farm



Directions: Can you spy these pictures in the box? Write how many you find on the line.



\_\_\_\_\_



\_\_\_\_\_



\_\_\_\_\_



\_\_\_\_\_



\_\_\_\_\_



\_\_\_\_\_

# Double Trouble

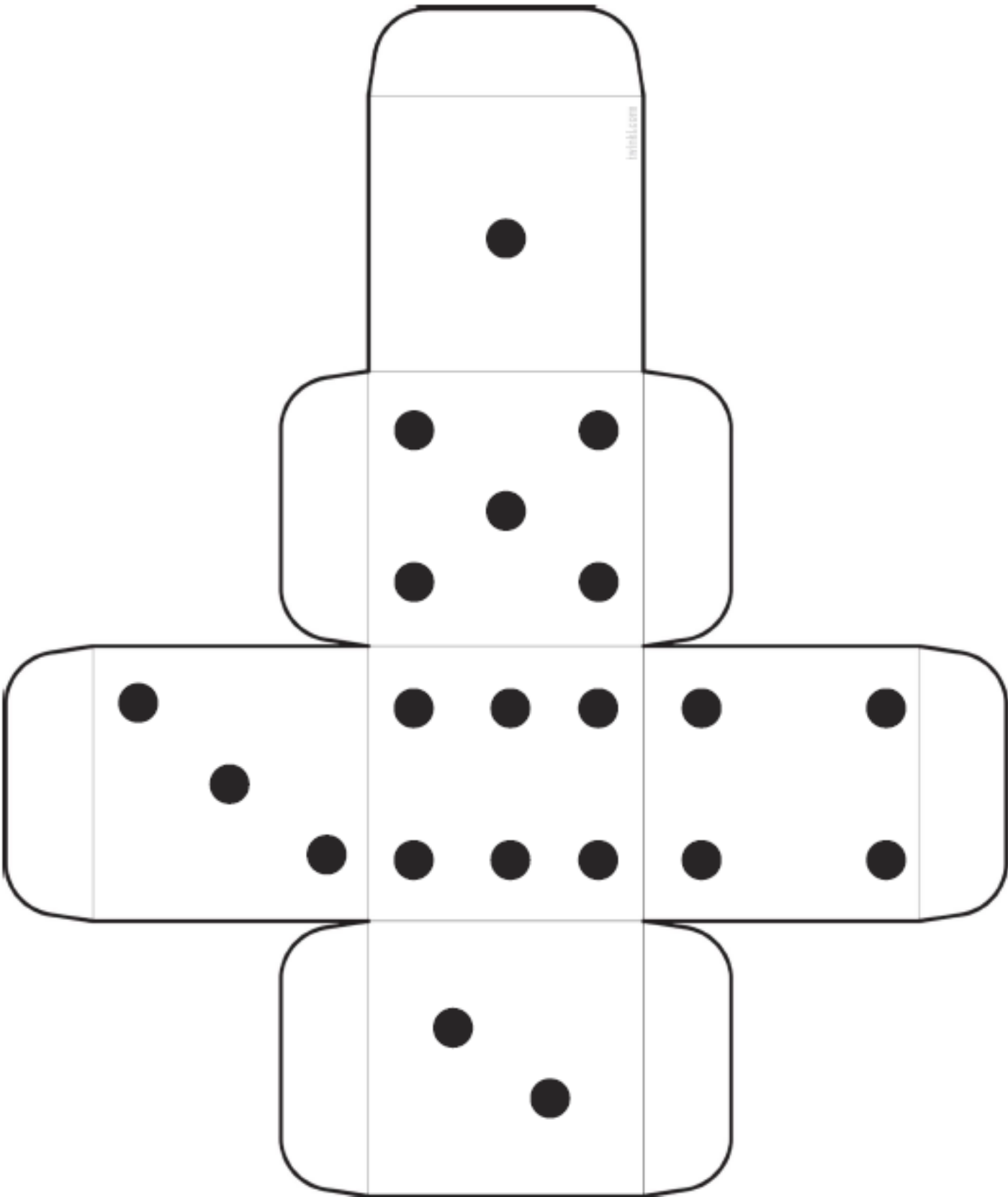


Roll one die and double your number. Mark off your number. The first person to 5 in a row wins!

8	10	4	12	6
6	4	12	2	4
10	2	6	8	6
2	8	10	4	10
12	6	12	2	8



Make a dice to play the doubles game



This page has been left intentionally blank.



Thursday - Task 1

Writing

Write at least 2 sentences about the picture. Draw your own picture



---

---


---

---

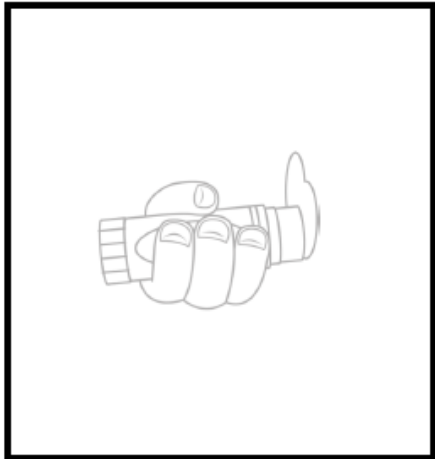
---

---


---




# I Can Sequence




First



Next



Then



Last

© Four Cleaky Monkeys

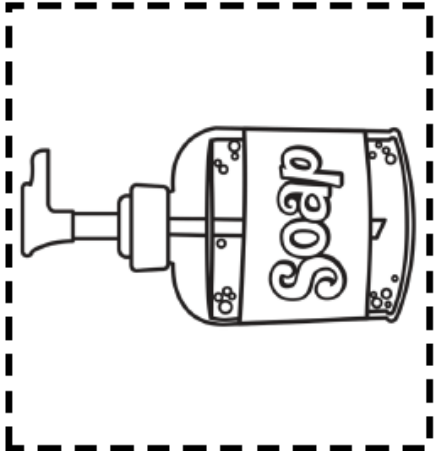




1. Colour

2. Cut

3. Sequence

4. Glue



**This page has been left intentionally**

# I CAN SEQUENCE

Name: \_\_\_\_\_

Date: \_\_\_\_\_

- I can sequence four steps.
- I can tell a four step sequencing story.

First

---

---

Next

---

---

Then

---

---


Last

---

---



What am I?



1. I am metal. \_\_\_\_\_
2. I am red and sweet. \_\_\_\_\_
3. I am a baby hen. \_\_\_\_\_
4. You sit on me. \_\_\_\_\_
5. I am under your mouth. \_\_\_\_\_
6. I am yellow. \_\_\_\_\_

chair chin cherry chain cheese chick



# Number of the day

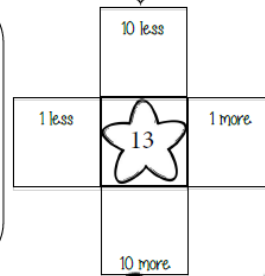
Tally Marks

13

Write it in words

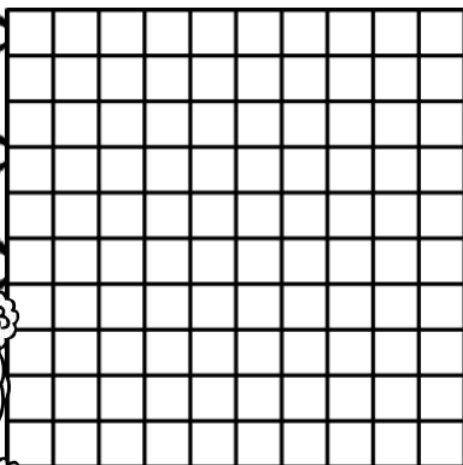
Odd or Even

Draw tens and ones



© StayClassyClassrooms

# Number of the day



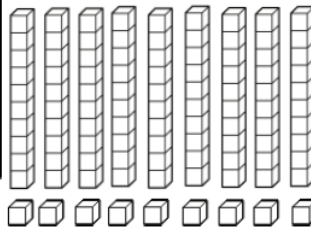
13

1 before

1 after

10 before

10 after



Place Value

tens	ones
------	------

Write your number on the 100 board then colour that many

Colour the tens and ones to match




© StayClassyClassrooms


**Practice writing the number 13**

--	--	--	--


**Draw 13 flowers**



Cut out the pencils to play the game



**This page has been left intentionally**


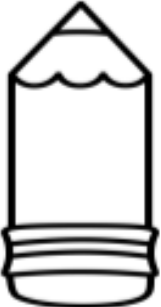









**This page has been left intentionally**

# Pick a Pencil!

Name \_\_\_\_\_

Pick a pencil card and write the number on the pencil. Fill in the ten frame to match.

																																																						
<table border="1"><tr><td></td><td></td></tr><tr><td></td><td></td></tr><tr><td></td><td></td></tr><tr><td></td><td></td></tr><tr><td></td><td></td></tr></table>											<table border="1"><tr><td></td><td></td></tr><tr><td></td><td></td></tr><tr><td></td><td></td></tr><tr><td></td><td></td></tr><tr><td></td><td></td></tr></table>											<table border="1"><tr><td></td><td></td></tr><tr><td></td><td></td></tr><tr><td></td><td></td></tr><tr><td></td><td></td></tr><tr><td></td><td></td></tr></table>											<table border="1"><tr><td></td><td></td></tr><tr><td></td><td></td></tr><tr><td></td><td></td></tr><tr><td></td><td></td></tr><tr><td></td><td></td></tr></table>											<table border="1"><tr><td></td><td></td></tr><tr><td></td><td></td></tr><tr><td></td><td></td></tr><tr><td></td><td></td></tr><tr><td></td><td></td></tr></table>										

																																																						
<table border="1"><tr><td></td><td></td></tr><tr><td></td><td></td></tr><tr><td></td><td></td></tr><tr><td></td><td></td></tr><tr><td></td><td></td></tr></table>											<table border="1"><tr><td></td><td></td></tr><tr><td></td><td></td></tr><tr><td></td><td></td></tr><tr><td></td><td></td></tr><tr><td></td><td></td></tr></table>											<table border="1"><tr><td></td><td></td></tr><tr><td></td><td></td></tr><tr><td></td><td></td></tr><tr><td></td><td></td></tr><tr><td></td><td></td></tr></table>											<table border="1"><tr><td></td><td></td></tr><tr><td></td><td></td></tr><tr><td></td><td></td></tr><tr><td></td><td></td></tr><tr><td></td><td></td></tr></table>											<table border="1"><tr><td></td><td></td></tr><tr><td></td><td></td></tr><tr><td></td><td></td></tr><tr><td></td><td></td></tr><tr><td></td><td></td></tr></table>										

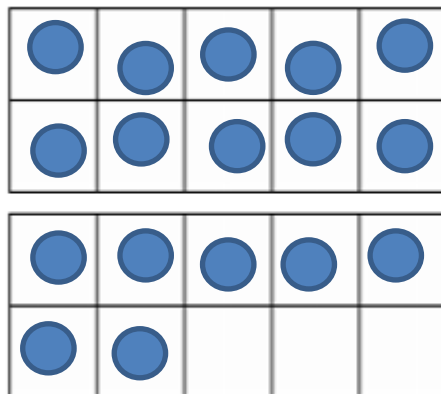

<table border="1"><tr><td></td><td></td></tr><tr><td></td><td></td></tr><tr><td></td><td></td></tr><tr><td></td><td></td></tr><tr><td></td><td></td></tr></table>											<table border="1"><tr><td></td><td></td></tr><tr><td></td><td></td></tr><tr><td></td><td></td></tr><tr><td></td><td></td></tr><tr><td></td><td></td></tr></table>											<table border="1"><tr><td></td><td></td></tr><tr><td></td><td></td></tr><tr><td></td><td></td></tr><tr><td></td><td></td></tr><tr><td></td><td></td></tr></table>											<table border="1"><tr><td></td><td></td></tr><tr><td></td><td></td></tr><tr><td></td><td></td></tr><tr><td></td><td></td></tr><tr><td></td><td></td></tr></table>											<table border="1"><tr><td></td><td></td></tr><tr><td></td><td></td></tr><tr><td></td><td></td></tr><tr><td></td><td></td></tr><tr><td></td><td></td></tr></table>										

Challenge:

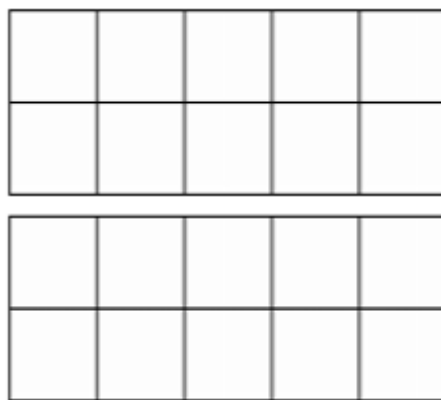
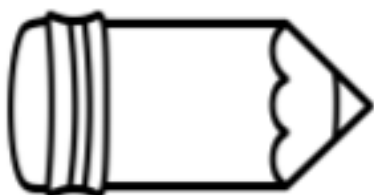
Play the pencil game and add 10



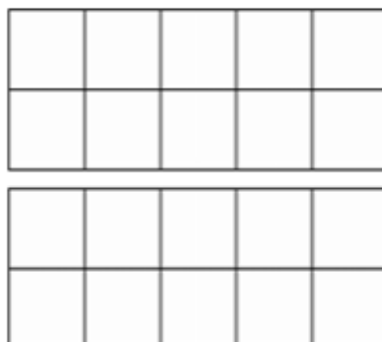

Example



$$7 + 10 = 17$$




$$\underline{\quad} + 10 = \underline{\quad}$$



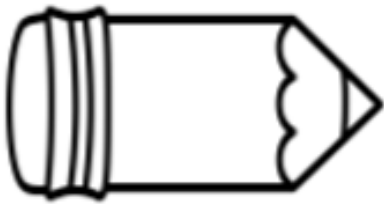
$$\underline{\quad} + 10 = \underline{\quad}$$






\_\_\_\_\_ + 10 = \_\_\_\_\_





\_\_\_\_\_ + 10 = \_\_\_\_\_







\_\_\_\_\_ + 10 = \_\_\_\_\_



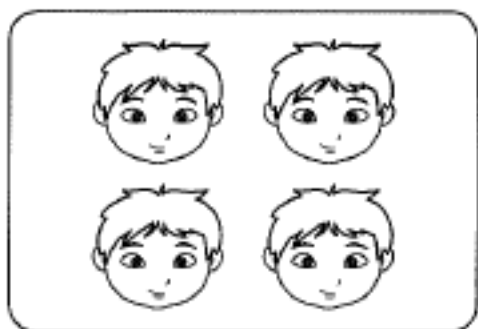
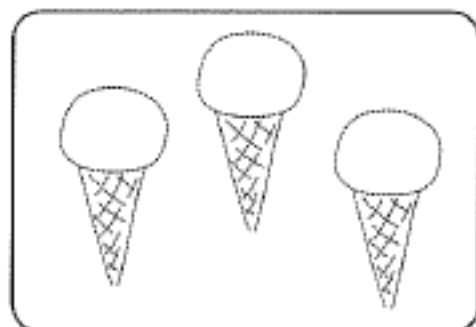
# Number relationships – equality

When groups have the same amount we say they are **the same** or **equal**.

- 1  Draw pictures to make the groups the same.




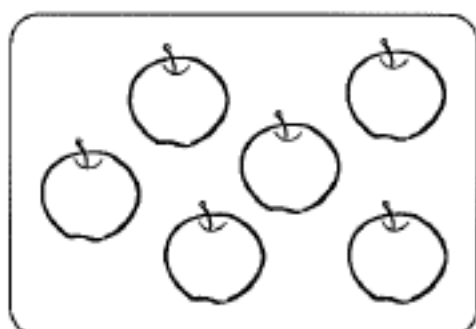
is the same as




is the same as



is the same as



is the same as





Friday - Task 1

Writing

Write at least 2 sentences about the picture. Try and use the word and.  
Draw your own picture



---

---

---


---

---

---

---

---



Name: \_\_\_\_\_



# Read and Draw

Sam is  
watching TV.

Jen is sitting  
on a chair at  
the beach.

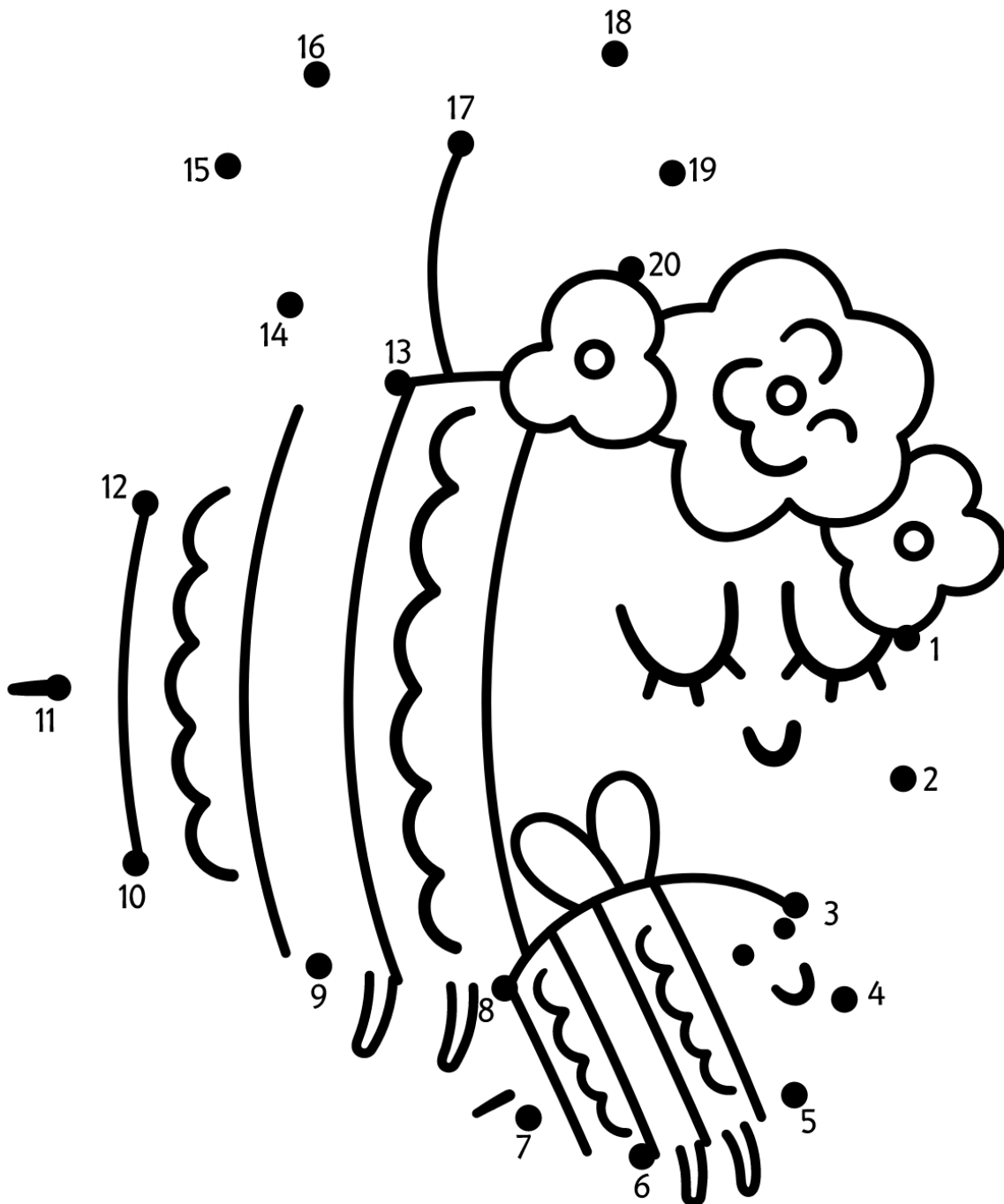
The cow is  
eating some  
green grass.

Name: \_\_\_\_\_

Date: \_\_\_\_\_

# Dot-to-Dot

Connect the dots from 1 to 20, this way you practice counting and discover a cute animal.




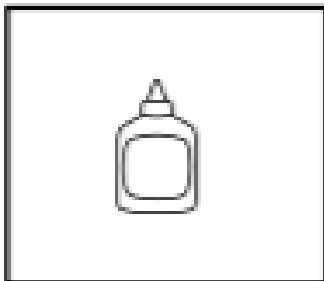
Say the word and listen for the sounds in each word.  
 For example- add (has 2 sounds A DD), sun (has 3 sounds S U N)  
 Remember it is sounds and not letters

# Count the Sounds #1

Cut out the pictures. Name each one. Count the number of sounds in the word, and paste it into the correct column.

**2 Sounds**

**3 Sounds**



*add*




*bee*



*sun*



*egg*



*ram*



*knee*

**This page has been left  
intentionally**



# Number of the day

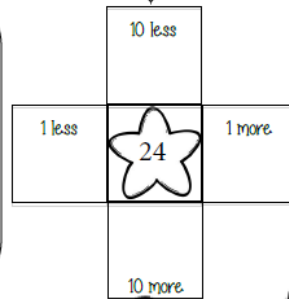
Tally Marks

24

Write it in words

Odd or Even

Draw tens and ones



© StayClassyClassrooms


# Number of the day

Odd or Even

24

Write a number sentence

$$\square + \square = \square$$



Write your number on the 100 board. Fill in 10 less & 10 more and 1 less & 1 more.

Draw tens and ones




© StayClassyClassrooms

**Practice writing the number 24**

--	--	--	--

**Draw 24 snails**



Friday - Task 5

Days of the week

Cut and paste the days of the week in order then write each day next to it

1st		
2nd		
3rd		
4th		
5th		
6th		
7th		

Monday

Thursday

Saturday

Tuesday

Sunday

Friday

Wednesday

**This page has been left intentionally**


Friday - Task 6



10, 11, 12, \_\_\_\_\_, 14, 15, \_\_\_\_\_


15, 14, 13, \_\_\_\_\_, 11, \_\_\_\_\_

How many pigs?



11	12	13
----	----	----


Colour the car that is third



How many dots?



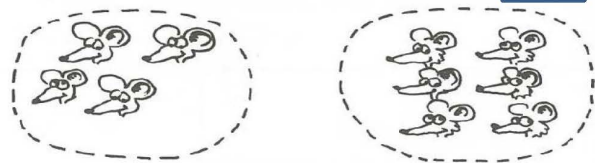
Draw apples in the second box to make it *the same as* the first box



Circle which coin would buy the ball




How many mice altogether?




How many children are left?




How many more to make 10.



Make groups of three



Draw 5 flowers in each pot



Cut the watermelon in half



Draw one half of the watermelon

# Snail in Primary Colours



To see Miss Bird create an artwork using primary colours, use the QRcode or visit:

<https://youtu.be/oMPj3YpKyiw>

The primary colours are **red, yellow and blue**. All other colours can be made using primary colours.

## Materials:

- Paint (red, yellow, blue)
- paint brush
- Paper

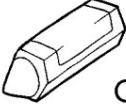


## Steps:

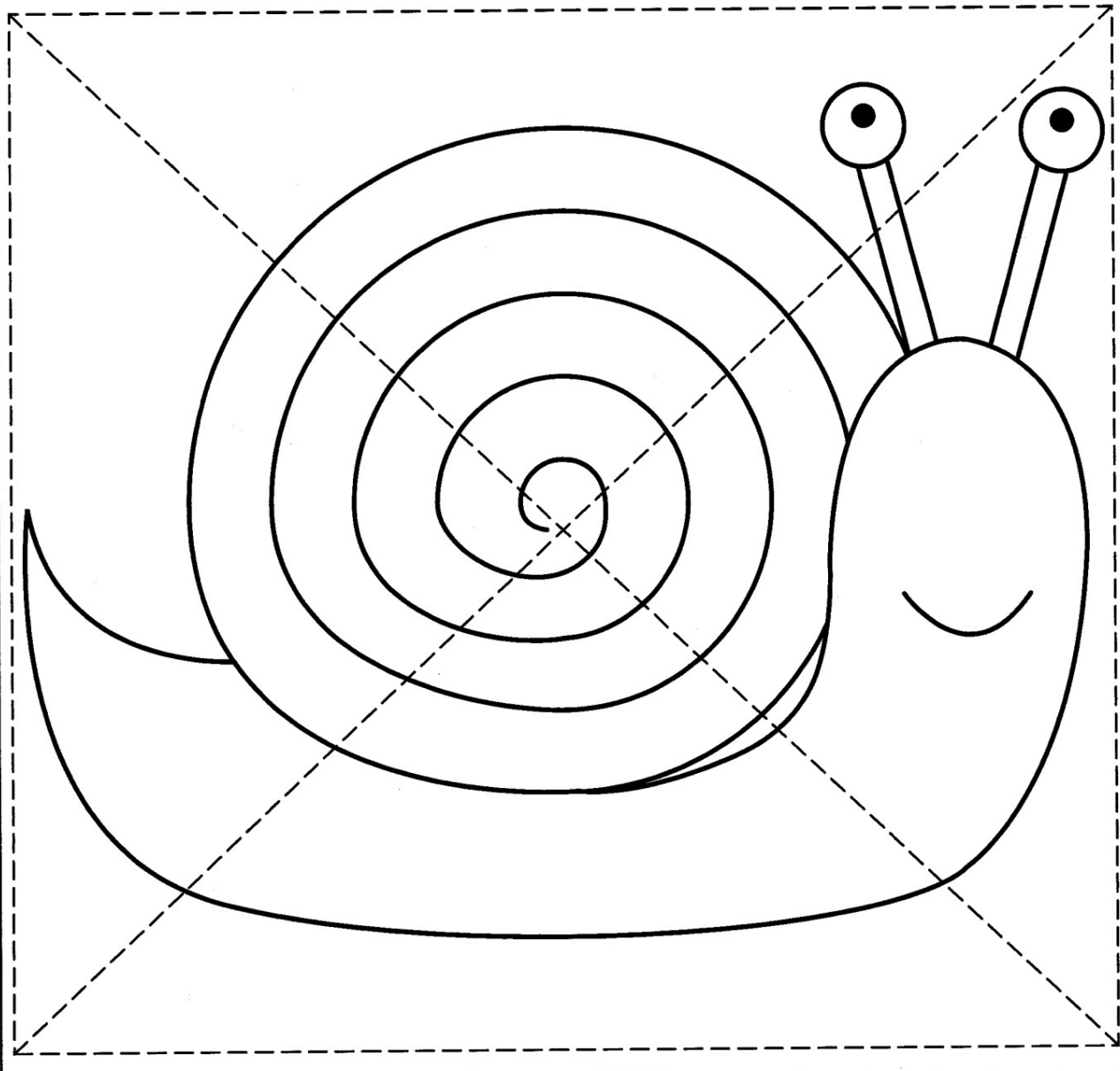

1. To create the shell of the snail, paint circle in the middle of the page using your first colour.
2. Paint a larger circle around the first circle using your second colour.
3. Paint a larger circle around the circle using your third colour. When painting the circles, be careful not to mix the colours.
4. Paint the snail's head and eyes. You can use any colour for this.



Take a picture of your painting and send it to your teacher on Seesaw.

# Snail

1.  colour
2. cut 
3.  glue



**Page left blank for art activity.**



# STEM challenge

## CONSTRUCTION CHALLENGE: BUBBLE WAND



### **Instructions:**

Plan, design and construct a bubble wand using pipe cleaners. Test your design in bubble solution. Modify if required.

### **Materials:**

Pipe cleaners  
Bubble solution

# Gratitude Game

Big Life Journal



**HOW TO PLAY:** Print and assemble the dice on page 2, or use your own. Roll one die or two dice and add up the numbers to match the sum with the prompt below. Take turns sharing what you are thankful for with your family and friends.



**1** Name a **PERSON** you are thankful for

**2** Name a **PLACE** you are thankful for

**3** Name a **THING** you are thankful for

**4** Name a **FOOD** you are thankful for

**5** Name a **HOLIDAY** you are thankful for

**6** Name a **SONG** you are thankful for



**7** Name a **SKILL** you are thankful for

**8** Name a **THING IN NATURE** you are thankful for



**9** Name a **TRADITION** you are thankful for

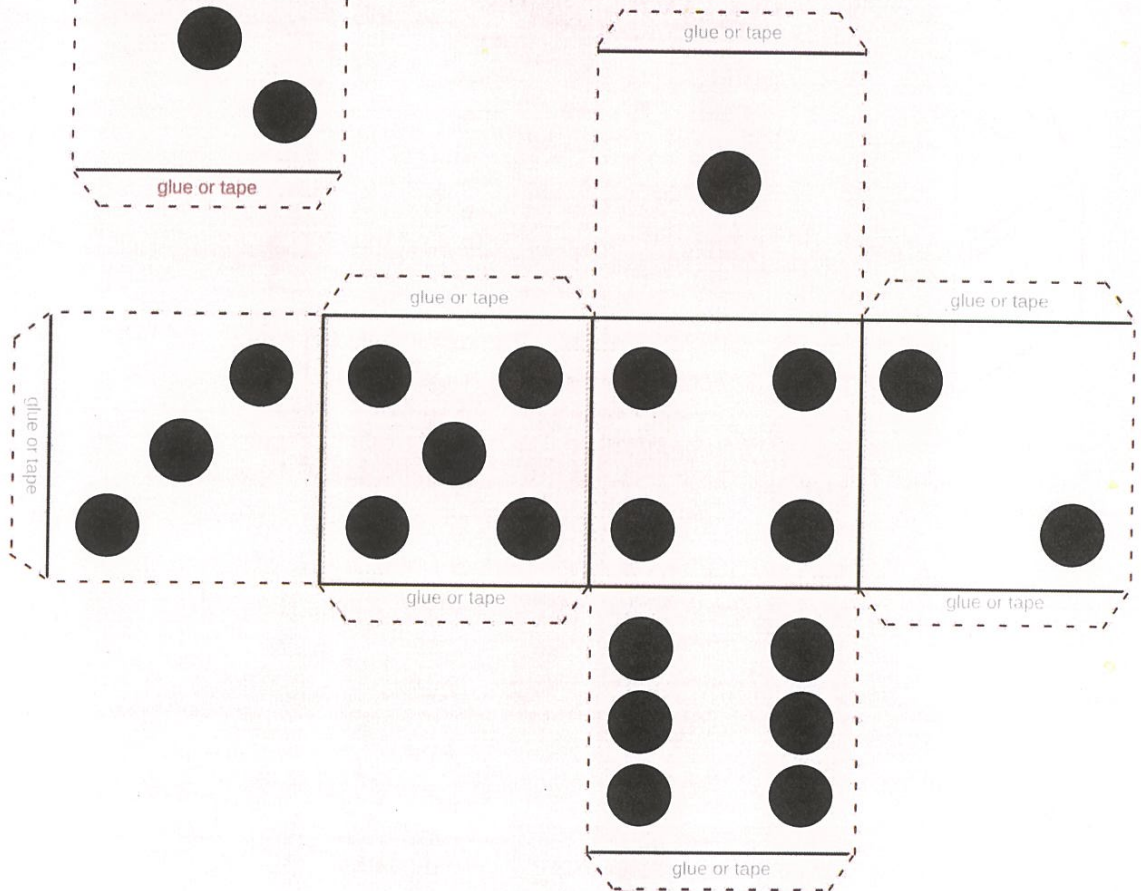

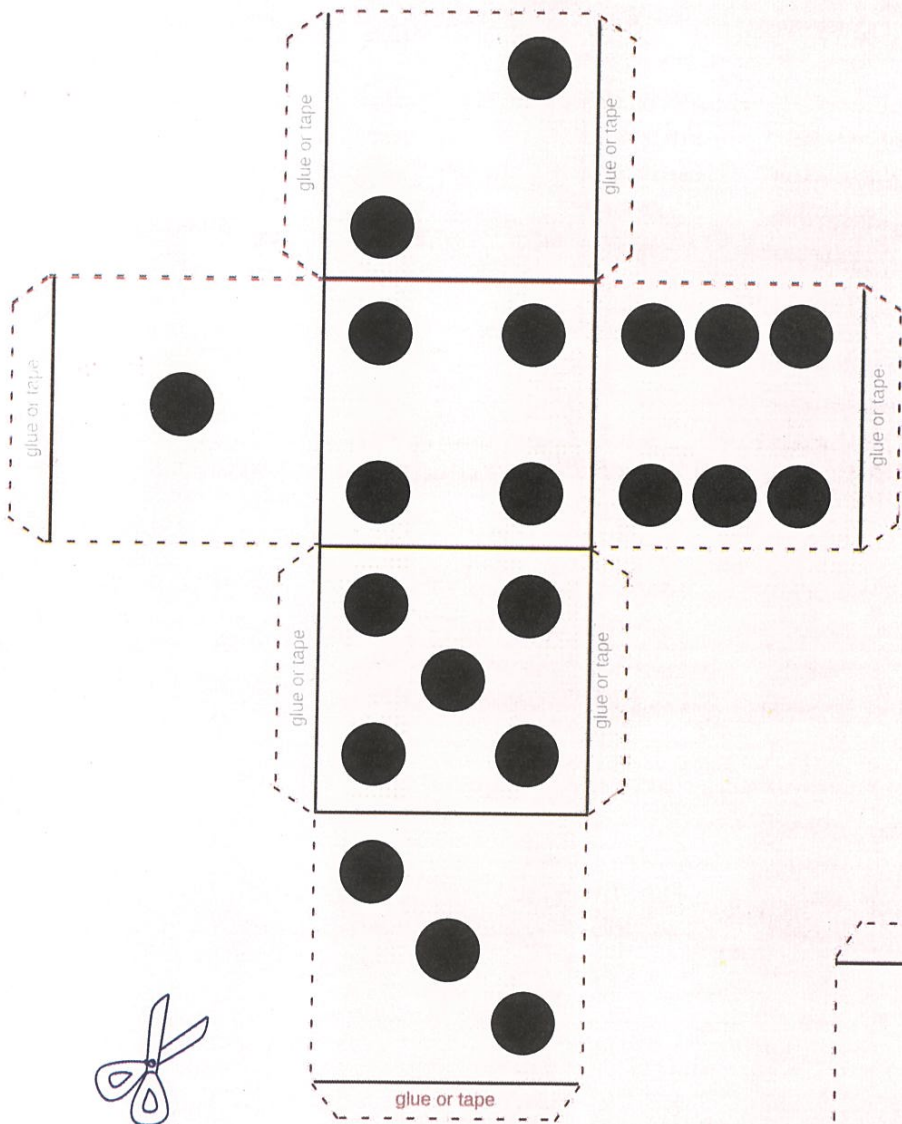
**10** Name a **SCENT** you are thankful for

**11** Name a **GAME** you are thankful for



**12** Name **ANYTHING** you are thankful for



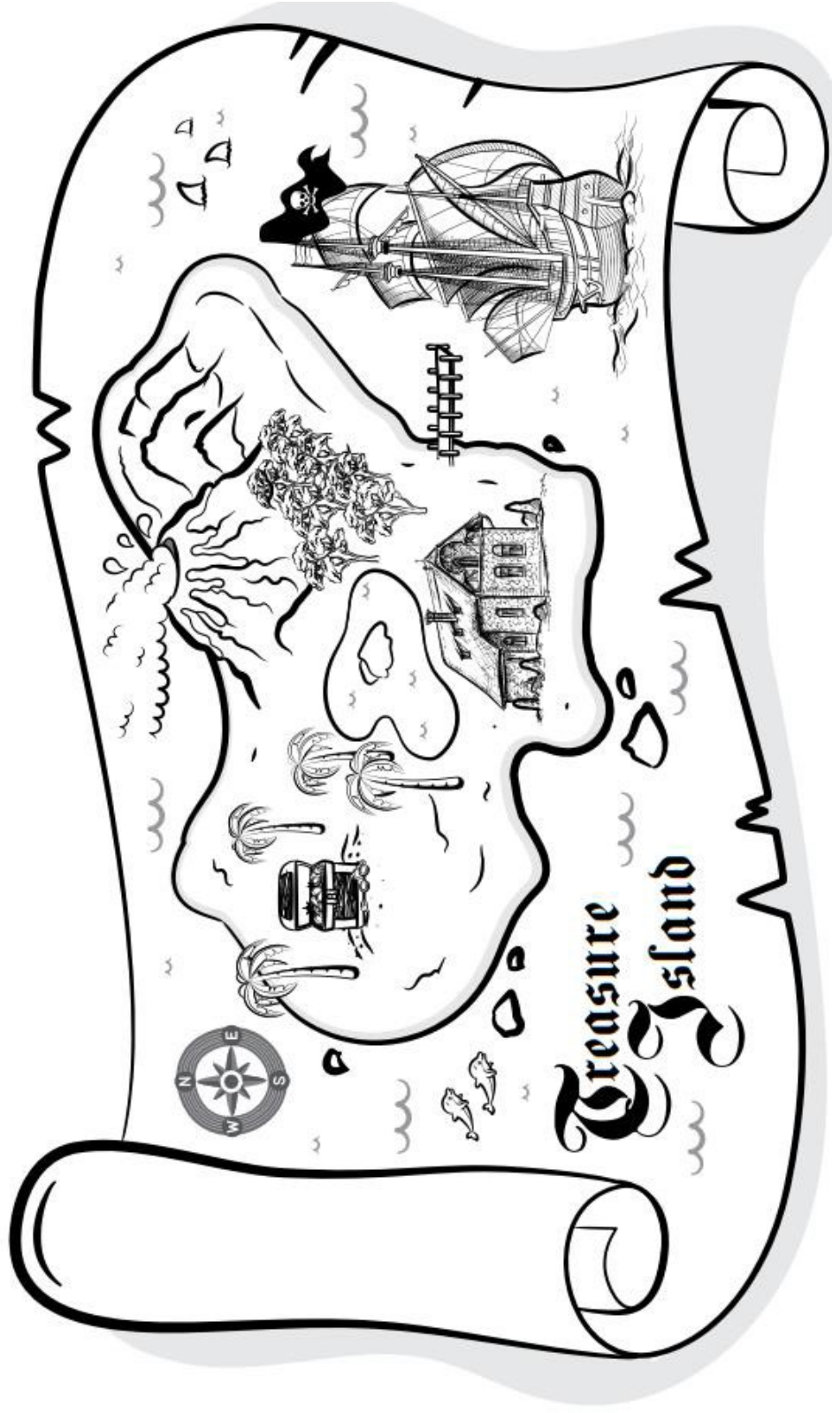


This page has been left intentionally

# Maps

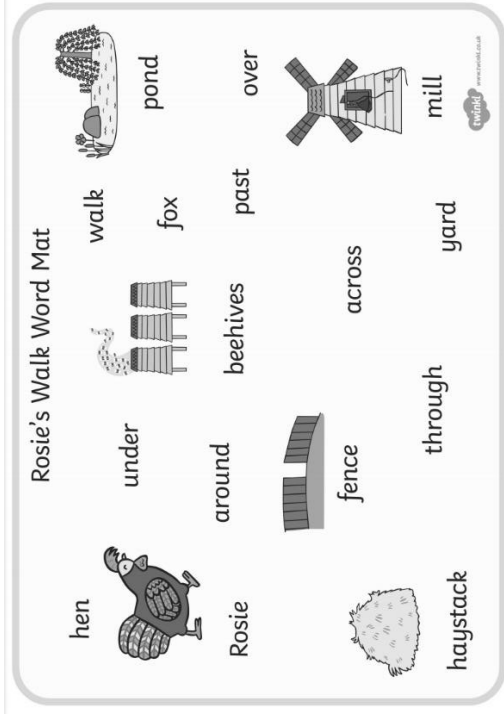


A map shows us where we are and where we need to go. They show us what is around us. This is a treasure map. Colour the following items:

- Green- trees
- Orange- hills
- Blue- lake
- Purple- house
- Yellow- treasure



Listen to Miss Bird read **Rosie's Walk** by Pat Hutchins by using the QR code or visiting <https://youtu.be/3dCVkkbkGao>

Draw a map of Rosie's walk in the box below. Don't forget to include all the places that Rosie went to.







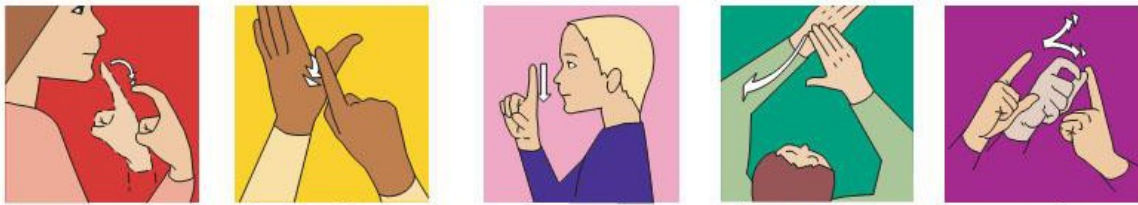
# I can sing a Rainbow

Some people have trouble hearing words and sounds. To help everyone understand each other there is a special language that uses hand signs called Auslan. You may have seen someone doing Auslan on TV recently.

Today we are going to try learning some Auslan to sing a song called 'I can Sing A Rainbow'. You can watch the video link to learn the hand signs and then have a try yourself.

<https://www.youtube.com/watch?v=g5m3TLBmeuc>

## SING A RAINBOW



Red and yellow and pink and green, purple



and orange and blue. I can sing



a rainbow, sing a rainbow, sing a rainbow too.

Once you have practiced using Auslan to sing the song you can record yourself and send it to your teacher.

Last year there was a national Auslan sing-a-long to the Song 'I am Australian'. See if you can join in

too! <https://www.youtube.com/watch?v=7kfFmwEgJPs>

## PE Activity

Complete the following activities. Write down how of each while you count to 20.

1. 	Jumping Jacks	
2. 	Sit-Ups	
3. 	Hops	
4. 	Toe Touches	
5. 	Push-Ups	
6. 	Step-Ups	
7. 	Jump Rope	