



Learning at Home

Booklet 8

Term 4, Week 2

(11th- 15th October 2021)

Year 3

Name: _____

Class: _____

Stage Two Online Resources

Mangahigh

<https://www.mangahigh.com>

Teachers have assigned work for students and once this is completed they can free play at their own level. A great, fun resource to practice key concepts.

Literacy Pro

<https://slz04.scholasticlearningzone.com/resources/dp-int/dist/#/login3/student/AUSXD8C>

All students have an online account set up for Literacy Pro. Teachers have assigned work for students to complete. They can read books of their choice and complete the quiz.

Other online leaning platforms will be communicated by the classroom teacher.

Speaking and Listening – Weekly Topics

As part of the English learning experiences in Speaking & Listening, it is important that children are able to speak to different people on familiar and introduced topics, clearly and confidently.

Children can record their tasks via video link and can upload into their class Teams/Google Classroom and/or SeeSaw/DoJo. Teachers will advise of which platform to upload your Speaking and Listening Task.

It is very important that they plan and practice BEFORE presenting. The talks should be no longer than 2 minutes each.

REMEMBER, a confident speaker is usually a well-prepared speaker.

Week	Topic to be researched and presented
1 (5 th – 8 th Oct)	Favourite character Tell the class your favourite character from a game, movie or book you have recently read. Draw a picture of this character and explain why you like the character and the role they play in the game, movie or book.
2 (11 th – 15 th Oct)	It's raining cats and dogs Explain why paper is not a good material to use as an umbrella. Provide examples of cause and effect and suggest materials you would use for an umbrella with reasons.
3 (18 th – 22 th Oct)	Speaking and Listening – it's no Joke! We all need to laugh, tell your best joke to the class. Make sure your joke is appropriate to share at school and uses appropriate language and content.
4 (25 th – 29 th Oct)	Happy Halloween Describe to the class your biggest fear, or tell us what scares you the most. Make sure to use lots of descriptive language, and explain why you fear this the most.
5 (1 st – 5 th Nov)	I think my teacher is an alien Explain to the class why you think your teacher is an alien. Think about their appearance, voice, interests, personality traits. Maybe you could even describe how they arrive at school each day or what they eat for lunch.

Online learning Flexible Daily Timetable

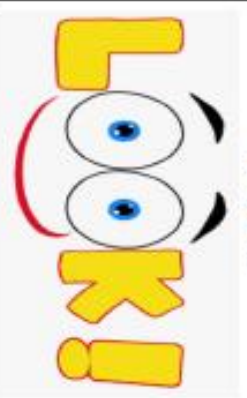




9:00am – Begin your day of home learning
Literacy 60 minutes
Break time 60 minutes – outdoor/family time
Numeracy 60 minutes
Break time 60 minutes – outdoor/family time
Other activities (you choose): cooking, drawing, science experiments.

Literacy:

- Booklet related tasks
- Comprehension passage in booklet or online apps eg; Literacy pro, Lexia,
- Spelling
- Speaking and listening topics

Numeracy:

- Math minutes (easy and hard) in booklet
- Manga High (online tasks)

<p>Look</p> 	<p>Look at the word.</p> <p>How many letters are there?</p> <p>What are the tricky parts?</p> <p>Are there any spelling patterns?</p>
<p>Say</p> 	<p>Say the word to yourself.</p> <p>Break the word into syllables.</p> <p>How many parts are there?</p> <p>Listen carefully to the sounds.</p>
<p>Cover</p> 	<p>Cover the word so that you can not see it.</p> <p>(Use your hand or an item such as a book or paper)</p> <p>Visualise the word in your mind.</p>
<p>Write</p> 	<p>Write the word down in the right column.</p> <p>Try to remember what the word looked like.</p> <p>Try to remember the sounds you heard.</p>
<p>Check</p> 	<p>Check to see if your spelling is correct.</p> <p>Give it a little tick if it is.</p> <p>If you got the word incorrect, find a piece of paper to try the word again</p>

Spelling: Daily

Look, Cover, Write Check: Look at the word, Cover it, Write the word, Check it.

Spelling Words	Monday	Tuesday	Wednesday	Thursday	Friday
soar					
boar					
board					
order					
sport					
walk					
talk					
chalk					
stalk					
walkman					

Monday: Spelling

Complete the spelling activities using your weekly list words.

List Seventeen

Spelling



Look at the words.

Say each word.

Each word has the same sound.

The sound can be made by

, or

.

Underline the sound.

1. Unjumble the list words and write them correctly.

reodr _____

hlkac _____

orab _____

ktla _____

srtop _____

taskl _____

orsa _____

akwl _____

odrba _____

aklwamn _____

2. Make five list words using only these letters. Each letter can be used more than once.

r	d	o	s	t
e	a	p	b	



3. Find five list words in the word line. Write them below.

falkstalkchalkwalkmanbalk



1. Write the list seventeen words using - look, say, cover, write, check.

2. Make word shapes for each list seventeen word.

Monday: Reading – Narrative

Read the weekly passage and complete the daily activities. You will need to read this passage each day while learning from home to ensure a good understanding of the text.

Name: _____

The Closet Creature

By Kelly Hashway

Bump! Bump! Scratch!

Adam opened his eyes and pulled the covers up to his chin. He stared around his room, searching the darkness for the thing that was making those scary sounds.

The closet door moved as something banged on it from the inside.

"Who's there?" Adam asked in a shaky voice.

The closet slowly began to open. Adam jumped out of bed and ran to the closet door, slamming it shut with his palms. He grabbed his desk chair and propped it against the door handle. Then he ran out of his room and down the hall. His brother's door was wide open, and Adam jumped onto David's bed.

"Adam?" David asked in a groggy voice. "What are you doing in here?"

Adam tugged on David's arm. "There's something in my closet!"

"You probably had a bad dream. Go back to bed."

Adam yanked the blankets off the bed. "It wasn't a dream. I was awake, and the closet door started opening by itself!"

David sighed. "Fine. But when we don't find anything, you have to promise to leave me alone for the rest of the night."

Adam nodded. David reached into his desk drawer and pulled out a flashlight. Then they headed to Adam's room. Adam stopped in the



doorway. He could hear something scratching his closet door.

"Do you hear that?" Adam asked.

David nodded. He walked over to Adam's bed and pulled the case off one of the pillows. He opened the pillowcase.

"You open the door very slowly, and I'll grab whatever it is."

Adam slid the chair to the side and pulled the closet door open a crack. Something banged against the door, trying to force it open. Adam took a deep breath and opened the door a few more inches. A small furry creature ran right into the pillowcase.

"I got it!" David said, closing the pillowcase and holding it in the air.

"What is it?" Adam moved closer as David peeked inside.



David put the pillowcase on the bed and an orange cat climbed out.

Adam scooped the cat up. "Apricot? How did you get trapped in my closet?"

David laughed. "The poor cat. If I was locked in your closet with your stinky shoes, I'd be banging on the door to get out, too!"

"Poor, Apricot," Adam said. "You were probably more scared than I was."

Monday – Reading – Vocabulary Building

After reading the weekly text 'The closet creature', fill in the missing letters to find words from the story. Use the clues under each missing letter question to find the answer.

Name: _____



The Closet Creature

By Kelly Hashway



Fill in the missing letters to create words from the story.

Then, write the full word on the line. Be sure to spell each word correctly.

1. ____ o ____ y

clue: sleepy

1. _____

2. ____ l ____

clue: past tense of slide

2. _____

3. ____ m s

clue: inner surfaces of the hands

3. _____

4. ____ i ____ a ____

clue: soft bag for keeping a pillow clean

4. _____

5. ____ e ____ e d

clue: went towards

5. _____

6. ____ i ____ o ____

clue: orange fruit

6. _____

7. ____ e ____ e d

clue: took a quick look

7. _____

Monday – Imaginative Writing

Today you will begin to PLAN an imaginative text. Read the information below to guide your planning,

Paragraph 1

SIZZLING START

- Begin your story where the action is, not at the beginning of the day.
- NO BORING BITS allowed which means you are NOT allowed to talk about getting out of bed or eating breakfast.

Paragraph 2

BACKFILL

- **Who** is in your story?
- **Where and when** is your story taking place?

Paragraph 3

COMPLICATION – Build the tension

Small Problem – What is happening?

Medium Problem – Is the situation getting better, worse or more complicated?

Large Problem – This is a good spot for a twist in your story.

Paragraph 4

EXCITING ENDING

Tell readers how the problem is solved. Does your story end happily, sadly, mysteriously or is it to be continued...

Imaginative Writing Topic

**Imagine you found five magic
rocks in your garden.**



SIZZLING START – Start your story in the middle of the action.

-
-

BACKFILL – Who is in your story? Where is your story happening? When is your story happening?

-
-
-

SMALL + MEDIUM + LARGE PROBLEM – What is happening?

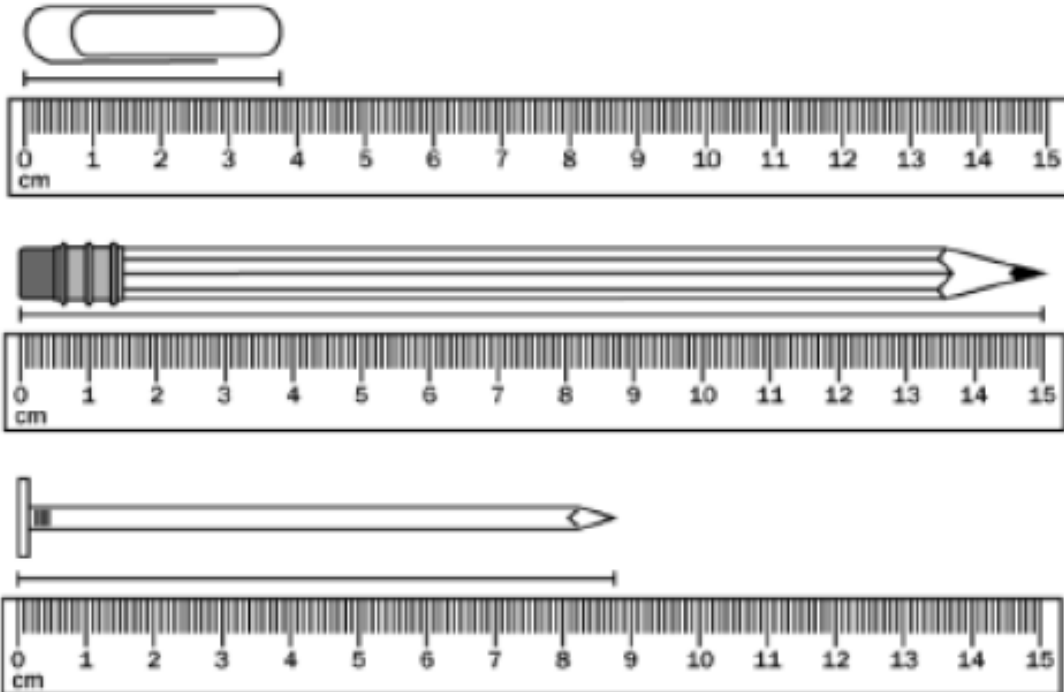
-
-
-

EXCITING ENDING – How is the problem solved?

-

Monday- Math – Measurement

Measurement Questions



1. About how long is the pencil? _____
2. About how long is the paperclip? _____
3. About how long is the nail? _____
4. How much longer is the nail than the paperclip? _____
What math fact did you use to figure this out? _____
5. How much longer is the pencil than the nail? _____
What math fact did you use to figure this out? _____

Monday: Maths Mentals

A = Easier

Minute 55




Name: Date:

1. 121, 123, 125, 127, 129

Are these all odd numbers? Circle: Yes or No

2. Add to find the distance
around the shape.



3.
$$\begin{array}{r} 56 \\ + 15 \\ \hline \end{array}$$

.....

4. Stacy walked for 30 minutes. Write the time she stopped.

Starting time



Stopping time

5. Write the missing numbers., 500, 600,, 800

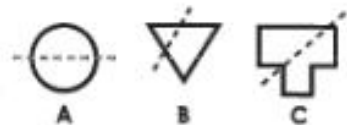
6. How much money in altogether? \$.....



7.
$$\begin{array}{r} 77 \\ + 17 \\ \hline \end{array}$$

.....

8. Circle the shape that shows a line of symmetry.



9. November comes next after December. Circle: True or False

10.
$$\begin{array}{r} 60 \\ - 31 \\ \hline \end{array}$$

.....

Monday: Maths Mentals

B = Harder

Minute 55



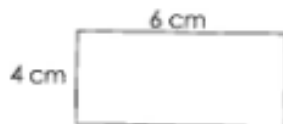
Name: _____ Date: _____

1. Name the solid shape. _____



2. $9 \times 5 =$ _____

3. What is the area of the shape? _____ square centimetres



length \times width = area

4.
$$\begin{array}{r} 306 \\ + 463 \\ \hline \end{array}$$

5. $28 \div 4 =$ _____

6.
$$\begin{array}{r} \square \\ 2 \overline{)14} \end{array}$$

7.
$$\begin{array}{r} 568 \\ - 387 \\ \hline \end{array}$$

Use $<$, $>$ or $=$ to complete Questions 8 to 10.



Tuesday – Reading – Character perspectives

Read the weekly text, 'The closet creature'. Think about how the cat might view what is happening. Retell the story through the perspective of the cat. You can record this as a google doc and send it to your teacher, or record your new narrative told from the cat's perspective on the lines provided.

Name: _____



The Closet Creature

By Kelly Hashway



Retell "The Closet Creature" from the cat's point-of-view.

Then, on a separate sheet of white paper, draw a picture to accompany your story.

This image shows a blank sheet of white paper with horizontal ruling lines. The lines are evenly spaced and run across the width of the page. There are no margins, text, or other markings on the paper.

Tuesday: Spelling

Complete the following activities using your spelling list words at the front of the booklet.

List Seventeen

Spelling

4. Complete these sentences using words from the list.

(a) Sarah likes to _____ with Jill
on the phone.



(b) Ryan enjoys playing _____ at school.

(c) Do you _____ or ride your bike to school?

(d) The teacher uses _____ to write on the
blackboard.

5. Complete this table by adding 'ed' and 'ing' to the words.

Already happened	Will happen	Is happening now
	soar	
ordered		
		walking
	talk	



6. Find synonyms for these
words in the list.

fly _____

speak _____

stroll _____



7. 'Walkman' is a
compound word. How
many compound words
can you find that have
'walk' or 'man' in them?
Write them in your pad.



8. The word 'order' has several
meanings. Write them in your pad.

ChalkWords

1. Use coloured chalk to write words from both lists on black card.
2. You may like to use graffiti-style writing.
3. Display in your class.



Tuesday: Imaginative Writing – Drafting

1. Use your plan to help you write your story.
2. Write in sentences.

SIZZLING START

BACKFILL

SMALL PROBLEM + MEDIUM PROBLEM + LARGE PROBLEM

EXCITING ENDING



Tuesday – Maths – Counting by 3's

Skip count and colour every third square in the 100 chart.

Count by 3s



Count by 3s. Color every third number on the chart.

1	2	3	4	5	6	7	8	9	10
11	12	13	14	15	16	17	18	19	20
21	22	23	24	25	26	27	28	29	30
31	32	33	34	35	36	37	38	39	40
41	42	43	44	45	46	47	48	49	50
51	52	53	54	55	56	57	58	59	60
61	62	63	64	65	66	67	68	69	70
71	72	73	74	75	76	77	78	79	80
81	82	83	84	85	86	87	88	89	90
91	92	93	94	95	96	97	98	99	100

When you count by threes, are all the numbers odd, all the numbers even, or a mixture of both?

Tuesday – Maths – Counting by 3's

Use the 100 chart and your understanding of counting by 3's to answer the following questions.

Counting by 3s



1. Count by 3s.

0, 3, 6, _____, _____, _____, _____, _____

2. What is 3 less than 30? _____

3. What is 3 more than 27? _____

4. Subtract 3 from 9. What is the answer? _____

5. What is 3 less than 36? _____

6. Count by 3s. Circle the numbers you say.
Cross out the ones you do not say.

9 11 18 29 27 16

25 15 21 24 12 32

7. There are 4 plates. Each plate has 3 pretzels on it.
How many pretzels in all? Draw a picture to solve. _____

Tuesday: Maths Mentals

A = Easier

Minute 56



Name: Date:

1.
$$\begin{array}{r} 65 \\ + 94 \\ \hline \end{array}$$



2. Is this a line of symmetry? Circle: Yes or No

3. Write the number **nine hundred and sixty-six**.

4. The month that comes just before October is November.
Circle: True or False

5. Write the missing even numbers. 124, 126, 128,, 132,

6. Circle the number that has 8 in the **tens** place.

893 938 983

7. The distance of the border of a shape is called the **perimeter**.
Circle: True or False

8.
$$\begin{array}{r} 58 \\ + 27 \\ \hline \end{array}$$

For Questions 9 and 10, circle the name of each solid.

9.  cylinder cone rectangular prism

10.  cube cone rectangular prism

Tuesday: Maths Mentals

B = Harder

Minute 56



Name: Date:

1. $7 \times 7 = \dots\dots\dots$

2.
$$\begin{array}{r} \square \\ 8 \overline{)56} \end{array}$$

3. $0 \times 5 = \dots\dots\dots$

4. There are faces on this solid.



5. $7940 = \dots\dots\dots + \dots\dots\dots + 40$

6.
$$\begin{array}{r} 330 \\ + 127 \\ \hline \end{array}$$

7.
$$\begin{array}{r} 824 \\ - 378 \\ \hline \end{array}$$

For Questions 8 to 10, write the number.

8. two thousand, three hundred and forty-one

9. $300 + 50 + 9$

10. five hundred and ninety-six

Wednesday – Reading – Identifying elements of a narrative

Read the weekly text 'The closet creature', and identify the narrative story elements. Think about the characters, setting, problem, solution and your personal opinion about the text.

Name: _____



The Closet Creature

By Kelly Hashway



Characters: List the main characters and briefly describe them.

Setting: Tell where and when the story takes place. Be specific.

Problem: Describe the main character's problem.

Solution: Tell how the problem was solved, and how the story ended.

Personal Opinion: Tell whether or not you liked the story, and justify your opinion.


Wednesday: Spelling- Choice Activities

Choose a spelling activity of your choice and complete it using this week's list words at the front of the booklet. Download your completed activity to your Google classroom, SeeSaw and/or Dojo. You can complete more than 1 activity

Spelling Menu Choice Board

I can choose which spelling activity I'd like to do for independent work

Text Message Spelling
Use your smart device to send a text message (using each word) to your friend.




Create a Word Cloud
From your computer, go to www.worditout.com and type in the words you are learning. Print out your word cloud, then write a sentence using each spelling word.


Spelling Sums
Write down your spelling words then add them up. Each consonant is 10 and vowels are 5. What is the sum of each word on your list?

friend
 $10 + 10 + 5 + 5 + 10 + 10 = 50$

Spelling Scribble
Draw a big scribble in your spelling journal, then have a little fun with different colored pencils and write your words 5 times each in each section of the scribble.



Find the Words
Draw a picture, then "hide" your spelling words inside your drawing.




Polka Dot Patterns
Draw your spelling words, then design the spelling patterns in each word with polka dots.

spelling

Rainbow Words
First, write out the spelling words using a pencil. After that, trace over the word with different colors as you spell aloud. (At least 3 more times.)

"Mummy" Spelling
Refer to the hieroglyphics page your teacher has provided. Write each of your spelling words in "code" using hieroglyphics. Switch papers with a classmate after you're done to have them check your work.

(For mummy spelling activity)







Wednesday: Imaginative Writing Editing and Revising

Re-read your story looking to make improvements.

Re-read your story again using the editing code to make corrections.

Editing Code for Writing

	Spelling error
was The wind ^ strong	Missing word
	Capital (replace with capital)
	Check punctuation is correctly placed (Year 2 onwards)
?	Check it makes sense
[Suddenly....	New paragraph
	Removal of messy work or mistakes

Wednesday – Maths – Counting by 3's

Use your knowledge of counting by 3's to answer the following questions.

Multiply by 3s

Skip count by 3s.



Complete the multiplication table.

X	10	3	7	1	6	9	4	5	8	2	0
3											

Write the missing factors.

$3 \times \underline{\quad} = 27$

$3 \times \underline{\quad} = 24$

$\underline{\quad} \times 5 = 15$

$\underline{\quad} \times 3 = 3$

$3 \times \underline{\quad} = 30$

$6 \times \underline{\quad} = 18$

Compare. <, >, or =

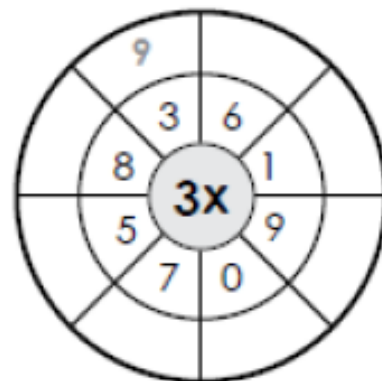
$3 \times 4 \quad \square \quad 12$

$30 \quad \square \quad 3 \times 8$

$3 \times 7 \quad \square \quad 3 \times 6$

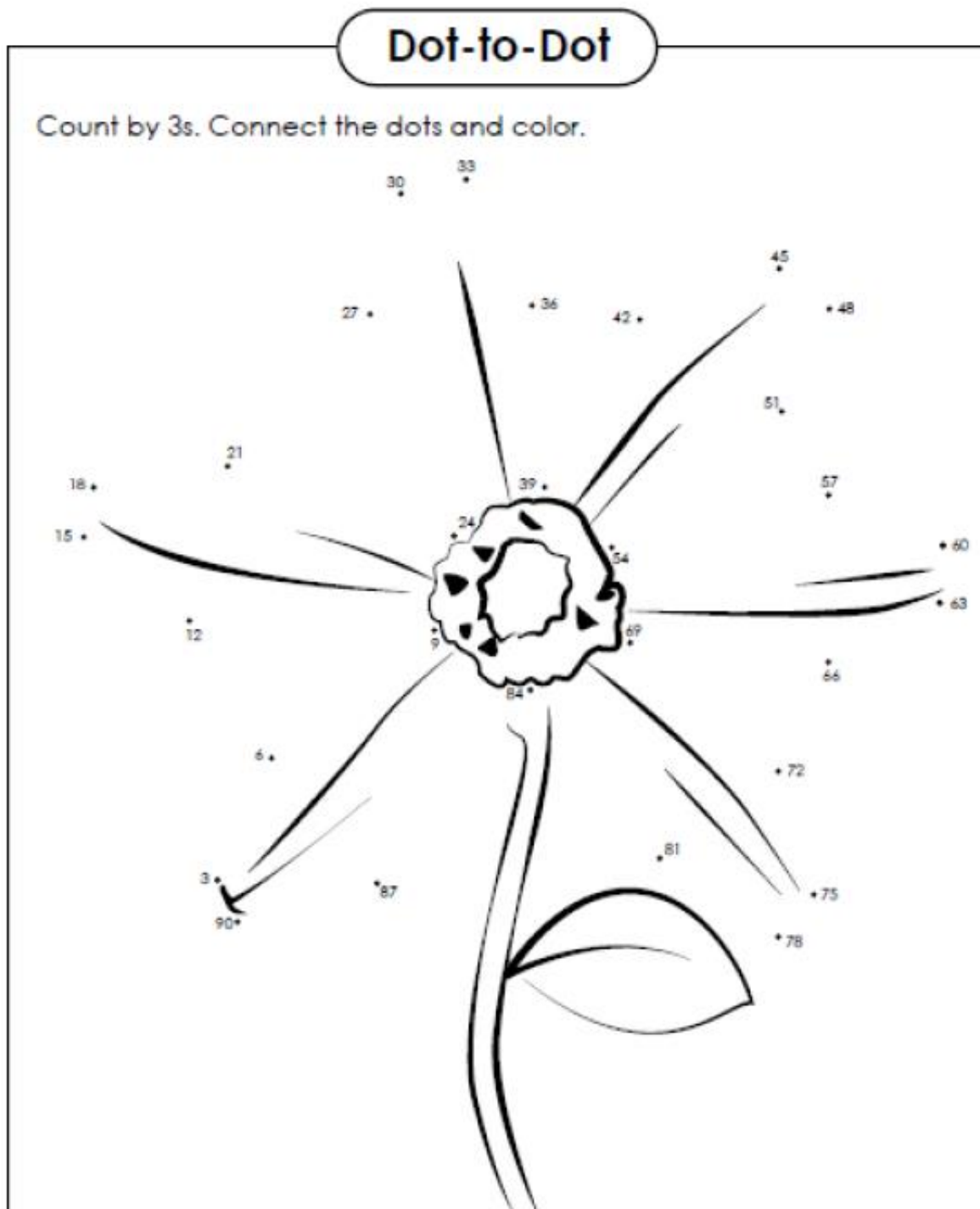
$1 \times 3 \quad \square \quad 6$

Complete the multiplication wheel.



Wednesday – Maths – Counting by 3's

Use your knowledge of counting by 3's to following the count and complete the dot-to-dot.



Wednesday: Maths Mentals

A = Easier

Minute 57



Name: Date:

1. Is this a line of symmetry? Circle: Yes or No



For Questions 2 and 3, circle the unit of measurement you would use to measure each.

2. length of a car centimetres metres

3. height of a tree centimetres metres

4. John cleaned for 30 minutes. Write the time he stopped.

Starting time



Stopping time

5.
$$\begin{array}{r} 64 \\ - 27 \\ \hline \end{array}$$

6.
$$\begin{array}{r} 43 \\ + 72 \\ \hline \end{array}$$

7. Write the missing numbers.

100,, 300,, 500, 600, 700

8.
$$\begin{array}{r} 33 \\ + 82 \\ \hline \end{array}$$

9.
$$\begin{array}{r} 22 \\ + 19 \\ \hline \end{array}$$

10. Circle the number with 2 in the **tens** place.

525 255 552

Wednesday: Maths Mentals

B = Harder

Minute 57



Name: Date:

1. $9 \times 8 =$

2. The expanded form of 8311 is + + +

3.
$$\begin{array}{r} \square \\ 2 \overline{)50} \end{array}$$

4. 3 decades = years

5. Hannah has \$3.25. Her sister, Camille, has \$4.75.

How much money do they have altogether? \$.....

6.
$$\begin{array}{r} 724 \\ - 396 \\ \hline \end{array}$$

7. $63 \div 7 =$

8.
$$\begin{array}{r} 135 \\ + 173 \\ \hline \end{array}$$

In Questions 9 and 10, does the figure have symmetry? Write yes or no.

If yes, draw the line of symmetry.

9.



10.



Thursday – Reading- 3H questions

Read the weekly procedure passage 'The Closet Creature' at the beginning of this booklet. Use the information found in the text to answer the 3H style questions.



REMEMBER:

HERE questions can be found in the text. The answer is right there, the author said it.

HIDDEN questions have clues within the text, we have to read between the lines.

HEAD/HEART questions need to be answered using your background knowledge.

Name: _____

	<h1 style="margin: 0;">The Closet Creature</h1> <p style="margin: 0; font-size: small;">By Kelly Hashway</p>					
<p>1. What happened right after David went into Adam's room?</p> <ul style="list-style-type: none">a. Adam jumped into David's bed.b. David grabbed a flashlight from his desk drawer.c. Adam awoke to strange sounds coming from his bedroom closet.d. David heard the noise coming from Adam's closet.						
<p>2. What did David plan to do with the pillowcase?</p> <ul style="list-style-type: none">a. keep the creature from coming out of the closetb. scare the creature in the closetc. catch the creature in the closetd. hit the creature in the closet						
<p>3. What was making the strange sounds in Adam's closet?</p> <p>_____</p> <p>_____</p>						
<p>4. Write three adjectives that describe David. Tell why you chose each word.</p> <p>_____ because _____</p> <p>_____ because _____</p> <p>_____ because _____</p>						
<p>5. What type of story is this?</p> <table style="width: 100%;"><tr><td>a. tall tale</td><td>b. non-fiction</td></tr><tr><td>c. mystery</td><td>d. fable</td></tr></table>			a. tall tale	b. non-fiction	c. mystery	d. fable
a. tall tale	b. non-fiction					
c. mystery	d. fable					

Thursday: Spelling Lego

Make your weekly list words using Lego bricks. If you don't have any Lego brick, use recycled materials from around your home to make each word. Things you could use include sticks, paper tiles, rocks, ribbon, craft materials...your imagination is endless!



Thursday: Imaginative Writing – Publishing

Use your best handwriting to publish your imaginative text. You can also publish your text using a word/google doc and share it with your teacher for feedback.

Title:

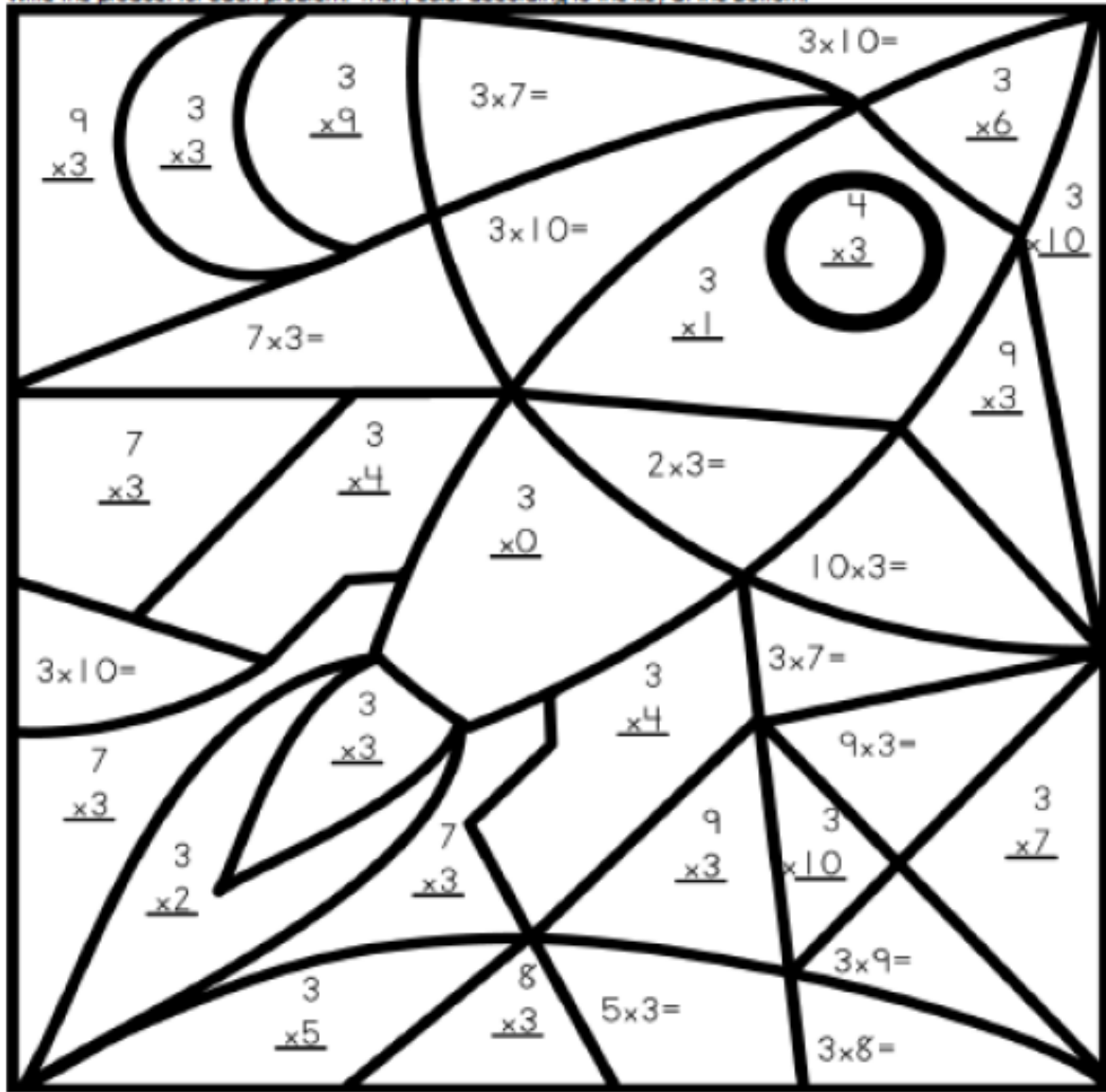
[illegible]

Written by:

Thursday – Math- Counting by 3's

Use the colour code at the bottom of the page to answer to multiplication questions and colour the picture.

Write the product for each problem. Then, color according to the key at the bottom.



0, 18



3, 6



9



12



15, 24



21, 27, 30

Thursday – Math- Fractions – Counting by 3's

Name: _____

Score: _____ out of 42

Time: _____ minutes

Multiplication: 0 - 3

a. $\begin{array}{r} 3 \\ \times 7 \\ \hline \end{array}$ $\begin{array}{r} 2 \\ \times 3 \\ \hline \end{array}$ $\begin{array}{r} 1 \\ \times 8 \\ \hline \end{array}$ $\begin{array}{r} 1 \\ \times 10 \\ \hline \end{array}$



b. $\begin{array}{r} 2 \\ \times 11 \\ \hline \end{array}$ $\begin{array}{r} 1 \\ \times 2 \\ \hline \end{array}$ $\begin{array}{r} 3 \\ \times 1 \\ \hline \end{array}$ $\begin{array}{r} 1 \\ \times 9 \\ \hline \end{array}$ $\begin{array}{r} 2 \\ \times 6 \\ \hline \end{array}$ $\begin{array}{r} 0 \\ \times 7 \\ \hline \end{array}$ $\begin{array}{r} 2 \\ \times 5 \\ \hline \end{array}$

c. $\begin{array}{r} 0 \\ \times 1 \\ \hline \end{array}$ $\begin{array}{r} 3 \\ \times 9 \\ \hline \end{array}$ $\begin{array}{r} 2 \\ \times 10 \\ \hline \end{array}$ $\begin{array}{r} 1 \\ \times 4 \\ \hline \end{array}$ $\begin{array}{r} 2 \\ \times 12 \\ \hline \end{array}$ $\begin{array}{r} 0 \\ \times 9 \\ \hline \end{array}$



d. $\begin{array}{r} 3 \\ \times 10 \\ \hline \end{array}$ $\begin{array}{r} 1 \\ \times 7 \\ \hline \end{array}$ $\begin{array}{r} 2 \\ \times 8 \\ \hline \end{array}$ $\begin{array}{r} 0 \\ \times 11 \\ \hline \end{array}$ $\begin{array}{r} 1 \\ \times 12 \\ \hline \end{array}$ $\begin{array}{r} 0 \\ \times 2 \\ \hline \end{array}$

e. $\begin{array}{r} 2 \\ \times 2 \\ \hline \end{array}$ $\begin{array}{r} 3 \\ \times 6 \\ \hline \end{array}$ $\begin{array}{r} 2 \\ \times 9 \\ \hline \end{array}$ $\begin{array}{r} 3 \\ \times 12 \\ \hline \end{array}$ $\begin{array}{r} 1 \\ \times 4 \\ \hline \end{array}$ $\begin{array}{r} 1 \\ \times 6 \\ \hline \end{array}$ $\begin{array}{r} 2 \\ \times 4 \\ \hline \end{array}$

f. $\begin{array}{r} 3 \\ \times 3 \\ \hline \end{array}$ $\begin{array}{r} 1 \\ \times 11 \\ \hline \end{array}$ $\begin{array}{r} 3 \\ \times 5 \\ \hline \end{array}$ $\begin{array}{r} 1 \\ \times 5 \\ \hline \end{array}$ $\begin{array}{r} 2 \\ \times 10 \\ \hline \end{array}$ $\begin{array}{r} 3 \\ \times 2 \\ \hline \end{array}$




g. $\begin{array}{r} 3 \\ \times 8 \\ \hline \end{array}$ $\begin{array}{r} 1 \\ \times 3 \\ \hline \end{array}$ $\begin{array}{r} 2 \\ \times 7 \\ \hline \end{array}$ $\begin{array}{r} 3 \\ \times 11 \\ \hline \end{array}$ $\begin{array}{r} 3 \\ \times 0 \\ \hline \end{array}$ $\begin{array}{r} 1 \\ \times 1 \\ \hline \end{array}$

Thursday: Maths Mentals

A = Easier

Minute 58



Name: Date:

1. A rectangle has 4 sides and 4 corners. Circle: True or False

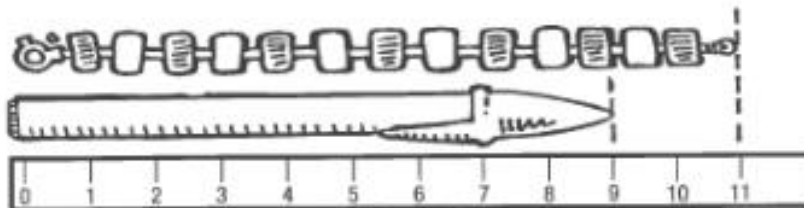
2. Draw a line of symmetry through this shape.



3.
$$\begin{array}{r} 73 \\ - 36 \\ \hline \end{array}$$

4.
$$\begin{array}{r} 56 \\ + 27 \\ \hline \end{array}$$

For Questions 5 and 6, write the length of each.



5. The bracelet is centimetres long.

6. The pen is centimetres long.

7. Write the number **five hundred and fifteen**.

8. John is 86 centimetres tall. How tall will he be if he grows another 5 centimetres?

..... centimetres

9. Circle the greater number. 259 356

10. Circle the total value of the coins.



60c

70c

80c

Minute 58



Name: Date:

1. Circle the name of the shape.

pentagon hexagon octagon



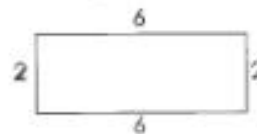
2. This is a right angle. Circle: True or False



3. $7 \times 5 = \dots\dots\dots$

4. Dominic pays 30c for 6 pencils. How much did each pencil cost?c

5. What is the perimeter of the shape?



6. $42 \div 6 = \dots\dots\dots$

7. There are 14 marbles divided into groups of 3.

There are groups of 3

with remaining marbles.



8. 205

$+ 341$

.....

.....

9. 921

$- 287$

.....

.....

10. The farmer ploughs 8 rows. He plants 7 seedlings in each row.

How many seedlings does he plant in all? seedlings

Friday - Spelling Test

Ask your parent/carer to read out your spelling words for you to write down. Check to see how many you got right. Take a photo of this page and send it to your teacher so they can see how you are going. Remember to be honest with yourself.

1	
2	
3	
4	
5	
6	
7	
8	
9	
10	

Did you Ace your spelling test?

Write yourself a spelling certificate.

You are AMAZING!



Spelling Ace!

Presented to: _____

From: _____

On: _____

© FreeTask.com - Daily Teaching Ideas

Friday – Grammar – Common and Proper nouns

Cut out and sort the noun word into their correct columns.

REMEMBER: Common nouns are the name of people, places and things. Eg toe

Proper Nouns are the names of specific people, places and things. Eg Tom

Name: _____

Date: _____

Common & Proper Nouns Sort

Cut out the nouns and glue them into the correct column of the chart.

Common Nouns	Proper Nouns



november	roses
house	swan river
city	sydney harbour bridge
crayon	cereal
tuesday	mr. brown
car	mars
river	store
planets	felix
better bites dell	mexico
brisbane	school

Friday – Handwriting practise

Cursive Practice

Name: _____

Date: _____

Trace the cursive letters. Write the letters 3 times on the line.

Aa

Bb

Cc

Dd

Ee

Ff

Cursive Practice

Name: _____

Date: _____

Trace the cursive letters. Write the letters 3 times on the line.

Gg

Hh

Ii

Jj

Kk

Ll

Cursive Practice

Name: _____ Date: _____

Trace the cursive letters. Write the letters 3 times on the line.

M m

N n

O o

P p

Q q

R r

Cursive Practice

Name: _____ Date: _____

Trace the cursive letters. Write the letters 3 times on the line.

S s

T t

U u

V v

W w

X x

Cursive Practice

Name: _____

Date: _____

Trace the cursive letters. Write the letters 3 times on the line.

x y z

Use the remaining lines under the alphabet to record your own sentences using your best handwriting

Friday: Imaginative Writing Illustrations

Illustrations are an important part of stories.

Illustrate each part of the story, or the significant events.

Friday – Maths – Multiplication facts

Name: _____

Score: _____ out of 41

Time: _____ minutes

Multiplication: 0 - 3

a. $\begin{array}{r} 3 \\ \times 5 \\ \hline \end{array}$ $\begin{array}{r} 2 \\ \times 9 \\ \hline \end{array}$ $\begin{array}{r} 1 \\ \times 8 \\ \hline \end{array}$ $\begin{array}{r} 3 \\ \times 2 \\ \hline \end{array}$ $\begin{array}{r} 2 \\ \times 7 \\ \hline \end{array}$



b. $\begin{array}{r} 1 \\ \times 10 \\ \hline \end{array}$ $\begin{array}{r} 3 \\ \times 3 \\ \hline \end{array}$ $\begin{array}{r} 3 \\ \times 9 \\ \hline \end{array}$ $\begin{array}{r} 2 \\ \times 6 \\ \hline \end{array}$ $\begin{array}{r} 1 \\ \times 4 \\ \hline \end{array}$ $\begin{array}{r} 0 \\ \times 9 \\ \hline \end{array}$ $\begin{array}{r} 2 \\ \times 2 \\ \hline \end{array}$

c. $\begin{array}{r} 3 \\ \times 7 \\ \hline \end{array}$ $\begin{array}{r} 2 \\ \times 3 \\ \hline \end{array}$ $\begin{array}{r} 2 \\ \times 10 \\ \hline \end{array}$ $\begin{array}{r} 0 \\ \times 1 \\ \hline \end{array}$ $\begin{array}{r} 3 \\ \times 6 \\ \hline \end{array}$ $\begin{array}{r} 1 \\ \times 9 \\ \hline \end{array}$



d. $\begin{array}{r} 2 \\ \times 8 \\ \hline \end{array}$ $\begin{array}{r} 1 \\ \times 1 \\ \hline \end{array}$ $\begin{array}{r} 2 \\ \times 4 \\ \hline \end{array}$ $\begin{array}{r} 3 \\ \times 10 \\ \hline \end{array}$ $\begin{array}{r} 1 \\ \times 7 \\ \hline \end{array}$ $\begin{array}{r} 2 \\ \times 5 \\ \hline \end{array}$

e. $\begin{array}{r} 3 \\ \times 0 \\ \hline \end{array}$ $\begin{array}{r} 2 \\ \times 7 \\ \hline \end{array}$ $\begin{array}{r} 3 \\ \times 8 \\ \hline \end{array}$ $\begin{array}{r} 0 \\ \times 10 \\ \hline \end{array}$ $\begin{array}{r} 1 \\ \times 6 \\ \hline \end{array}$ $\begin{array}{r} 2 \\ \times 9 \\ \hline \end{array}$ $\begin{array}{r} 3 \\ \times 4 \\ \hline \end{array}$

f. $\begin{array}{r} 1 \\ \times 3 \\ \hline \end{array}$ $\begin{array}{r} 3 \\ \times 9 \\ \hline \end{array}$ $\begin{array}{r} 0 \\ \times 5 \\ \hline \end{array}$ $\begin{array}{r} 2 \\ \times 10 \\ \hline \end{array}$ $\begin{array}{r} 3 \\ \times 6 \\ \hline \end{array}$



g. $\begin{array}{r} 3 \\ \times 8 \\ \hline \end{array}$ $\begin{array}{r} 1 \\ \times 9 \\ \hline \end{array}$ $\begin{array}{r} 3 \\ \times 7 \\ \hline \end{array}$ $\begin{array}{r} 2 \\ \times 9 \\ \hline \end{array}$ $\begin{array}{r} 1 \\ \times 5 \\ \hline \end{array}$

Friday: Maths Mentals

A = Easier

Minute 59



Name: Date:

1.
$$\begin{array}{r} 69 \\ - 41 \\ \hline \end{array}$$

2.
$$\begin{array}{r} 16 \\ + 10 \\ \hline \end{array}$$

3. Write the number of hundreds, tens and ones.

248 = hundreds tens ones

4. Write the number that comes between these two.

780 , , 782

5. Use greater than (>) or less than (<). 675 657

6. Kayla has 8 marbles. Ian has 24 marbles. How many marbles do they have altogether? marbles

7. Write the number **seven hundred and twelve**.

For Questions 8 and 9, circle what you would use to measure each.

8. length of a paperclip centimetres meters

9. height of a ladder centimetres meters

10. Write what the time will be 3 hours later.



Friday: Maths Mentals

B = Harder

Minute 59



Name: _____ Date: _____

1. $6 \times 8 =$

2. $\$5.00 - \$1.40 =$

3.
$$\begin{array}{r} 35 \\ 52 \\ + 11 \\ \hline \end{array}$$

4. $28 \div 7 =$

5. 1 week = days

6.
$$\begin{array}{r} 532 \\ - 186 \\ \hline \end{array}$$

7. $0 \times 9 =$

8.
$$\begin{array}{r} \square \\ 6 \overline{)29} \end{array}$$
 r

For Questions 9 and 10, write what time it will be.

9. In 1 hour it will be

.....



10. In $1\frac{1}{2}$ hours it will be

.....



Science – Material World

Reminder...EVERYTHING is made of **matter**. (There are 3 main types)

SOLIDS LIQUIDS GASSES



Last week we classified some materials as SOLID, LIQUID or GAS.

Did you know that sometimes we can **change the STATE** of a material?

For example, we can change water from a liquid to a solid by **freezing** it. Have a look around your house and fill in the table below showing the materials you think can change state.

Liquid → Solid	Liquid → Gas	Solid → Liquid
e.g, Water to ice		

Draw a picture of the equipment in your house you would use to change...

a liquid to a solid	a liquid to a gas	a solid to a liquid

Experiment Time

Some liquids freeze more quickly than others, even when they are put in the same freezer.

You are going to do an investigation to find out how quickly different liquids freeze.

1) You will need:

- An ice cube tray or some small containers
- Toothpick or skewer
- honey
- milk
- water
- dishwashing liquid
- any other liquid you would like to test out (check with your grownup first to make sure it is safe)

2) Record your prediction here.

Which liquids do you think will freeze quickly? Which do you think will take a long time?

I predict that...

3) What to do:

Step 1: Pour some of each liquid into your ice cube tray.

Step 2: Place the tray in the freezer.

Step 3: After 1 hour stick the toothpick into each liquid to see if it has changed to a solid state.

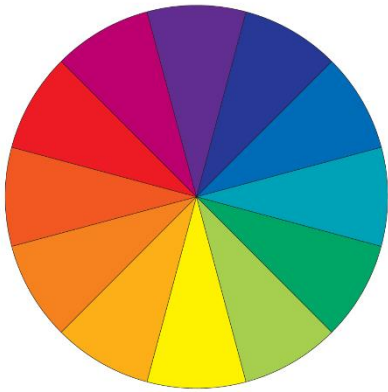
Step 4: Repeat step 3 every hour and record your findings in the table.



4) Record observations here.

Liquid → Hours ↓	Water					
1	Still liquid					
2						
3						
4						
5						
6						
7						
8+hours						

Creative Art – Make a colour wheel



A colour wheel has the three (3) primary colours of red, yellow and blue.

It also has three (3) secondary colours of orange, green and purple.

Make your own colour wheel out of food, toys, coloured paper from magazines, anything really!

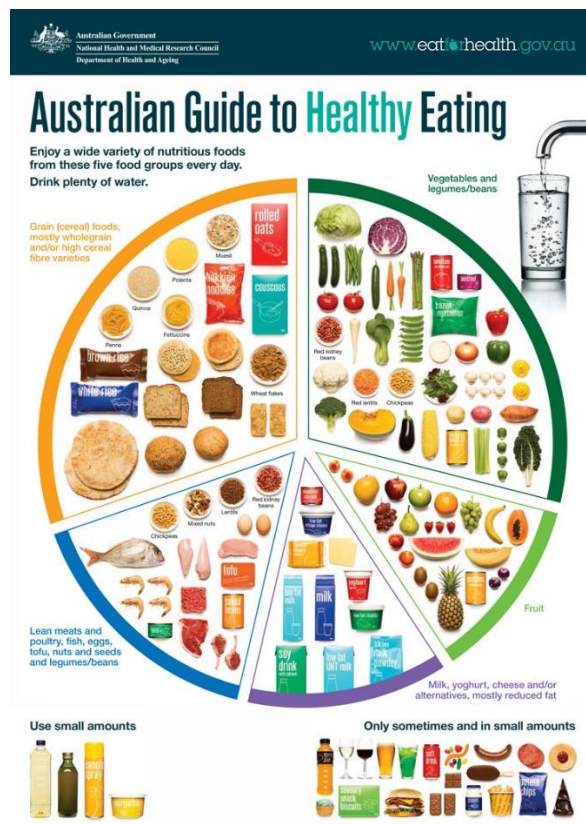
Take a photo and upload onto your google classroom page for your teacher and friends to see.

Here are some examples:



Personal Development and Health (PD/H) – Snack Attack

Look at the Australian Guide to Healthy Eating with your family members.



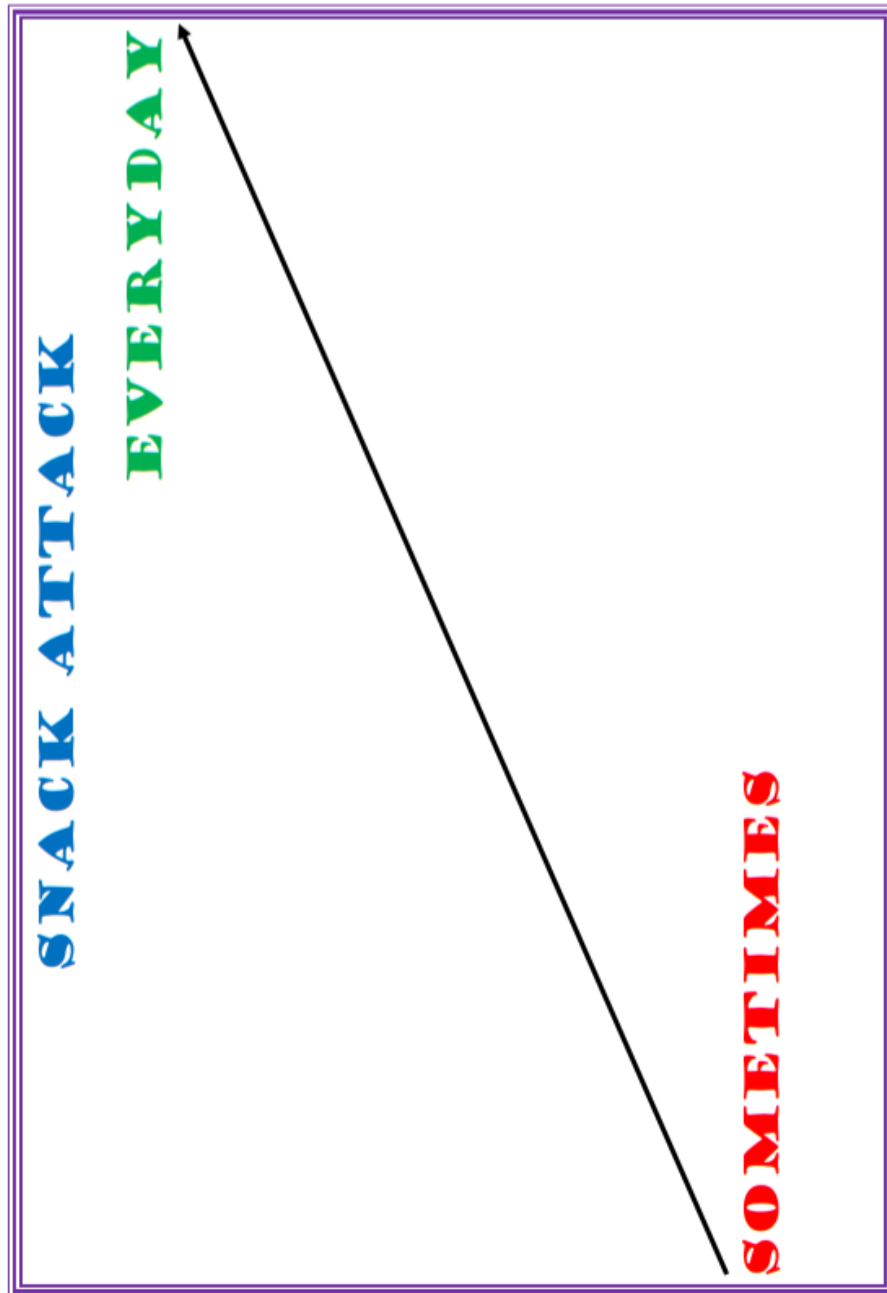
Discuss what a 'snack' is to your family. Record your family's definition of a snack. *The definition might include something you eat between meals, something that keeps you going, something that is easy to prepare.*

My family's definition of a snack:

Record ten snacks you like to eat. Include food and drink items.

- | | |
|----|-----|
| 1. | 6. |
| 2. | 7. |
| 3. | 8. |
| 4. | 9. |
| 5. | 10. |

On the Snack Attack sheet, record or draw your top 10 snacks on the line and explain the positioning of their snacks. Eg- A donut ss a sometimes snack because it has high sugar content.



Discuss these questions with your parents/carers.

- What makes a snack an everyday food?
- What makes a snack a sometimes food?
- When is it bad to eat a snack? Why?
- When is it OK to eat a snack? Why?
- Why is it important to eat a variety of foods?

PE – How can you be active at home?



What does the word active mean to you?

.....

.....

What are different ways to be active at home? (think inside and outside)

.....

.....

.....

How could you/we be more active at home?

.....

.....

.....

Using the alphabet below, think of ways to be active at home using the alphabet. For example the first two have been done for you.

A – Aerobics

L –

X –

B – Bowling

M –

Y –

C –

O –

Z –

D –

P –

E –

Q –

F –

R –

G –

S –

H –

T –

I –

U –

J –

V –

K –

W –

Be active and try some of the alphabet activities you can do with the items you have at home.

Which 3 activities did you enjoy the most? Why?

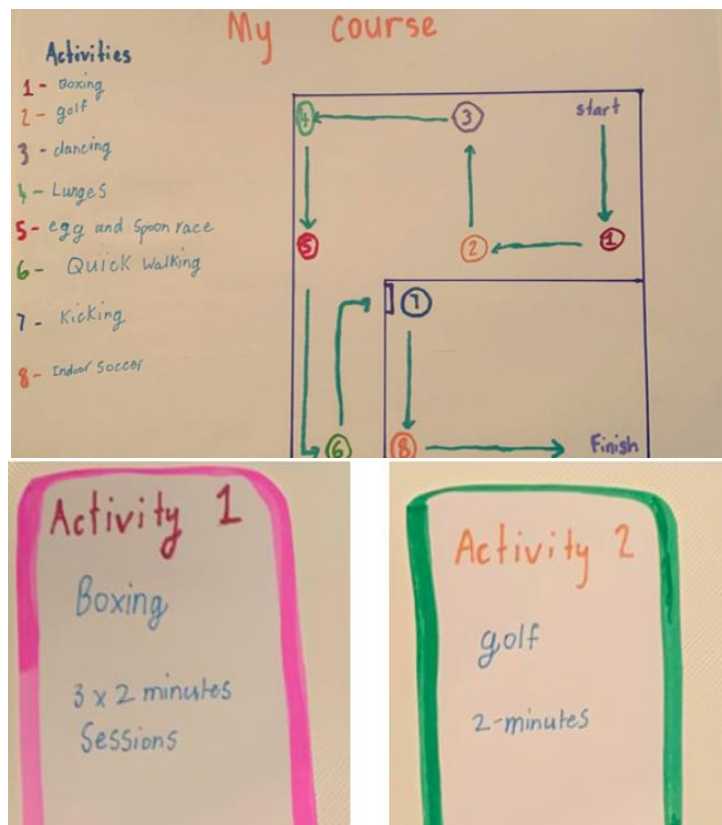
.....

.....

.....

Now design a course including activity cards for your friends to give them ideas of how they can be active at home.

For example:



Post your course and the different activity cards to your teachers.

Have fun!

Mr Adams

Mindfulness Colouring Activity – just for fun!



Other useful website that can be used during home learning

Scholastic Learn at Home https://classroommagazines.scholastic.com/support/learnathome.html Scholastic have put together packages which include books and videos designed to build knowledge of a subject.
Go Noodle: At Home https://family.gonoodle.com/ Copy the routines from the clip for physical activity inside.
National Geographic: For Kids https://www.natgeokids.com/au/category/kids-club/ Navigate your way around this website to find information.
Read Theory https://readtheory.org/auth/login Login to complete your reading and comprehension tasks
ABC Education https://education.abc.net.au/home#!/resources/-/all/all/all Select appropriate year level at the top and choose your area of learning.
Kids News https://www.kidsnews.com.au Great site for kid's news articles and learning about different animals and events.