

# Learning at Home Booklet 8 - 11/10/21

Term 4 Week 2

Year 2

Name: \_\_\_\_\_

Class: \_\_\_\_\_

The booklets contain activities in English, mathematics and other subject areas. These activities are suggestions only. The work is not compulsory and it is intended to assist families whilst children are at home from school. Children may need assistance with some of the material.

## Stage One Online Resources



<https://readingeggs.com.au/>



<https://platform.mangahigh.com/login/student>

Storyline Online



<https://storylineonline.net/>

wushka



<https://wushka.com.au/login/>

## Weekly Overview

Below is an overview of the week. In the morning there are 3 tasks for English, in the middle there are 3 tasks for maths and each afternoon has an activity on a different topic. There will also be other activities and videos uploaded to Seesaw throughout the week. Students can post pictures of completed work on Seesaw using their Home Learning login and/or complete tasks in a workbook and return this to the teacher once finished.

	Monday	Tuesday	Wednesday	Thursday	Friday
<b>Morning</b>	<b>English</b> Task 1: Spelling  Task 2: Reading  Task 3: Writing	<b>English</b> Task 1: Spelling  Task 2: Reading  Task 3: Writing	<b>English</b> Task 1: Spelling  Task 2: Reading  Task 3: Writing	<b>English</b> Task 1: Spelling  Task 2: Reading  Task 3: Writing	<b>English</b> Task 1: Spelling  Task 2: Reading  Task 3: Writing
<b>Break</b>					
<b>Middle</b>	<b>Maths</b> Task 4: Game  Task 5: Lesson  Task 6: Mangahigh	<b>Maths</b> Task 4: Game  Task 5: Lesson  Task 6: Mangahigh	<b>Maths</b> Task 4: Game  Task 5: Lesson  Task 6: Mangahigh	<b>Maths</b> Task 4: Game  Task 5: Lesson  Task 6: Mangahigh	<b>Maths</b> Task 4: Game  Task 5: Lesson  Task 6: Mangahigh
<b>Break</b>					
<b>Afternoon</b>	<b>Science</b> Task 7	<b>Music</b> Task 7	<b>Science</b> Task 7	<b>Geography</b> Task 7	<b>PDHPE</b> Task 7

## Spelling

All the words below are commonly misspelled. Be careful to check your spelling when you copy and write the word.

Word	Monday	Tuesday	Wednesday	Thursday	Friday
ladder					
barbeque					
farmer					
above					
ahead					
dinner					
mountain					
doctor					
banana					
echidna					
koala					

## Monday Task 1: Spelling

1. Watch 'The Great Australian Schwa' on Youtube:

[https://www.youtube.com/watch?v=e9YghG6klUk&ab\\_channel=FireflyEducation](https://www.youtube.com/watch?v=e9YghG6klUk&ab_channel=FireflyEducation)

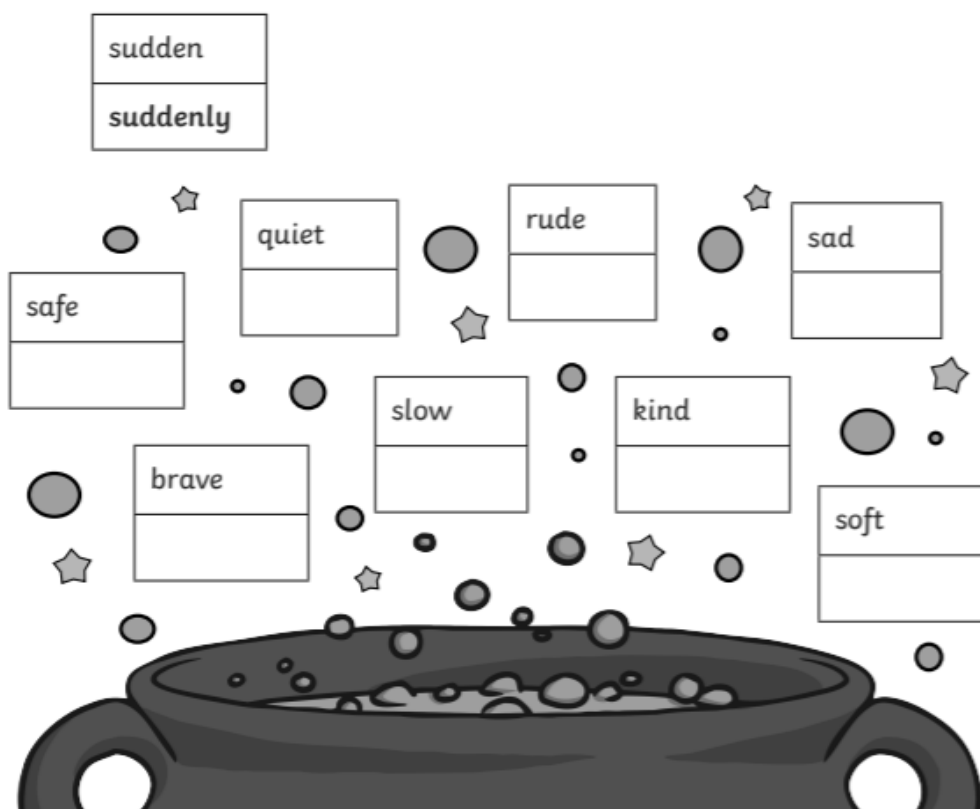
2. Look, write, cover and check your spelling works which all have the **schwa** sound.

### Adverbs

An adverb is a word used to tell more about a verb, and it almost always answers the questions how?, when?, where?, how often?, and in what way?. Words like slowly, loudly, carefully, quickly, quietly or sadly are all adverbs. Adverbs usually, but not always, end in -ly.

### An Adverb Spell

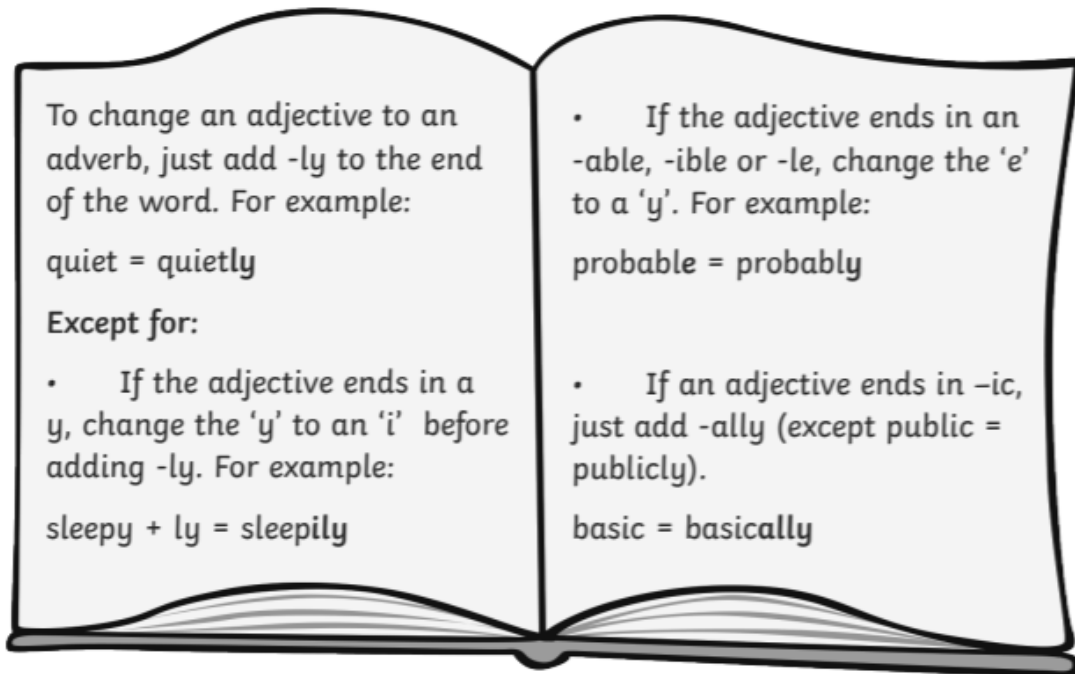
Wanda the Witch is casting a spell. She wants to change adjectives (words that describe nouns) into adverbs (words that describe verbs). The potion in the cauldron changes the words by adding the suffix -ly. Write what the word will become after it comes out of the cauldron. The first one has been done for you.



## Monday Task 2: Reading

- **Online:** Log into Wushka and read one of your levelled reading books.
- **Offline:** Read and complete the worksheet about adverbs.

### Wanda's Spell Book




Using the information in Wanda's Spell Book, circle the correct adverb of each adjective in the lists below:

1. cheap   cheapily   cheapically   cheaply
2. easy   easily   easly   easically
3. terrible   terriblely   terribly   terriblycally
4. gentle   gentilly   genetically   gently
5. tragic   tragically   tragicly   tragically
6. lucky   luckily   luckily   luckily
7. slow   slowly   slowlyly   slowlycally
8. happy   happily   happily   happily

## Wanda's Missing Words

Here are some sentences from Wanda's Spell Book, but some of the words have disappeared... just like magic! Choose an adverb from the box to place in each sentence below:



gently      quickly      slowly      angrily  
luckily      probably      accidentally      rudely

1. It will \_\_\_\_\_ explode if you add too many eyes of newt.
2. You must be fast - pour the liquid in \_\_\_\_\_ before the potion turns purple.
3. \_\_\_\_\_, the wizard threw his spoilt spell into the bin.
4. The angry witch spoke \_\_\_\_\_ to the goblin in the shop.
5. Be careful making the invisible spell. If you stir in the wrong direction, you could \_\_\_\_\_ turn purple instead of invisible.
6. \_\_\_\_\_, Alfred the Wise managed to stop the dragon attacking his castle.
7. Wanda \_\_\_\_\_ placed her new wand on the table as she didn't want to damage it.
8. When making a love potion, you must stir \_\_\_\_\_.  
If you do it too fast, it will curdle.



### Monday Task 4: Maths Game

See the teacher example below, then complete your own.

Choose a number between 20 and 50. Write it here: 32

Double it:  $32+32=64$

Minus 4:  $64-4=60$

Add 10:  $60+10=70$

Is it odd or even: 70 is an even number

Write it in words: seventy

Expand it: 7 tens + 0 ones

Now do your own...

Choose a number between 20 and 50. Write it here: \_\_\_\_\_

Double it: \_\_\_\_\_

Minus 4: \_\_\_\_\_

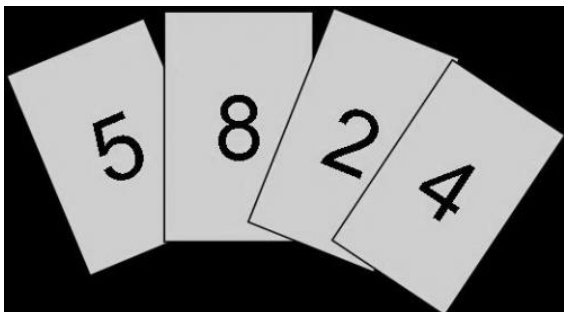
Add 10: \_\_\_\_\_

Is it odd or even: \_\_\_\_\_

Write it in words: \_\_\_\_\_

Expand it: \_\_\_\_\_

Write all the different 4 digit numbers can you make with these 4 number` cards?



What is the largest number? \_\_\_\_\_

What is the smallest number? \_\_\_\_\_

## Monday Task 5: Maths Lesson

We are learning to **share** objects to find how many in each group.


1. If I have 8 cupcakes and I want to share them evenly between a friend and myself, how many will we each get? Draw how many cupcakes we will each get on the plate below.

*10 cupcakes shared between 2 people means they get \_\_\_ each*



2. The teacher has organised 5 big tables in the classroom. If there are 20 students, how many should sit at each table so there is an even amount at each? Share the children evenly to the 5 desks. Draw how many will sit at each desk.

*20 students shared between 5 desks means they get \_\_\_ each*





## Monday Task 7: Science

### Materials and their Properties

Scan or click on the link to revise what we know.

<https://www.generationgenius.com/?share=101AD>

Look at the pictures and match the descriptions.



rain jacket

soft and elastic

hard and flexible



hair bands

absorbent and rough

water resistant and hard



nappy

absorbent and soft


water resistant and soft



wire



scourer



roof tiles

inquisitive

4

Draw a picture of something that you know is hard and strong.

What is it made of? \_\_\_\_\_

## Tuesday Task 1: Spelling

1. Look, cover, write and check your weekly spelling words.
2. **BOGGLE** - How many words can you make using the letters in the grid?

O	Y	M	V
S	E	E	C
H	A	T	K
G	D	L	L

---

---

---

---

---

---

---

---

---

---

What's the longest word you can make? \_\_\_\_\_

## Tuesday Task 2: Reading

- **Online:** Log into Wushka and read one of your levelled reading books.
- **Offline:** What was the last book you read? Who was your favourite character from that book?

# My Favourite Character



My favourite character was \_\_\_\_\_

\_\_\_\_\_  
\_\_\_\_\_  
\_\_\_\_\_

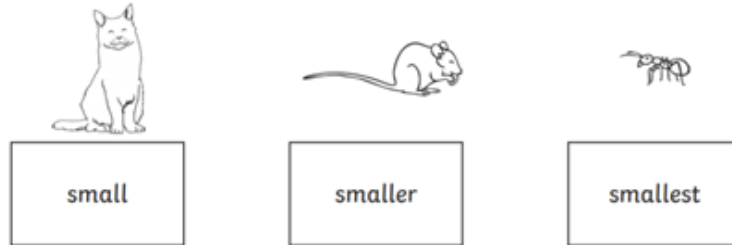
I liked this character because \_\_\_\_\_

\_\_\_\_\_  
\_\_\_\_\_

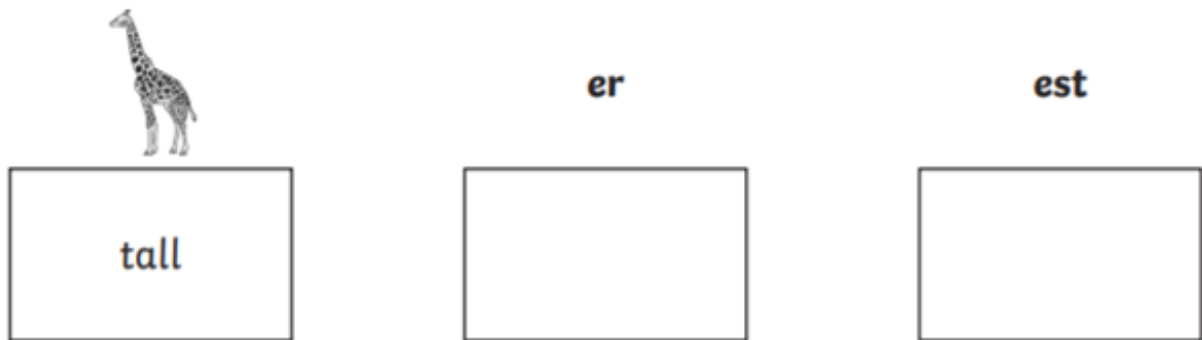
## Tuesday Task 3: Writing

**Suffixes** - Write sentences using adjectives ending with **er** and **est**? Underline the **er** and **est** words in your sentences.

For example:



The hungry cat was small and grey and it was looking for the smallest mouse to eat for its breakfast.

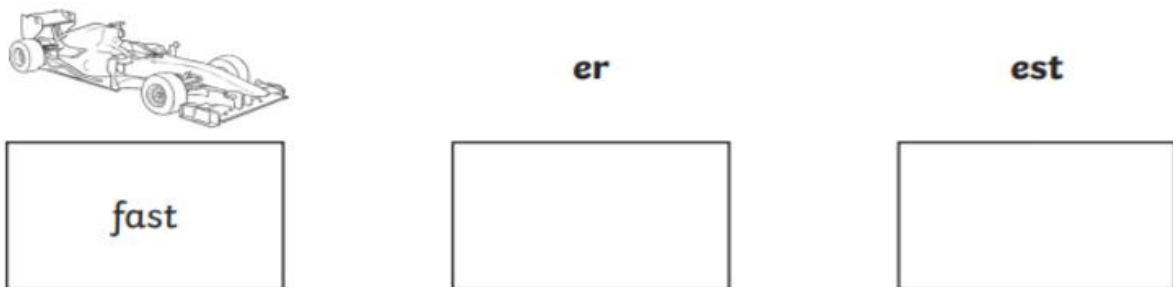


Can you write a sentence using all three of the words above?

---

---

---



Can you write a sentence using all three of the words above?

---

---

---

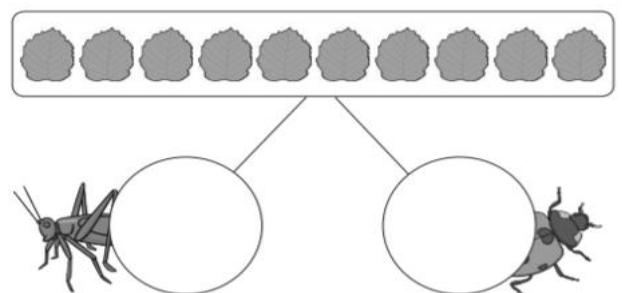
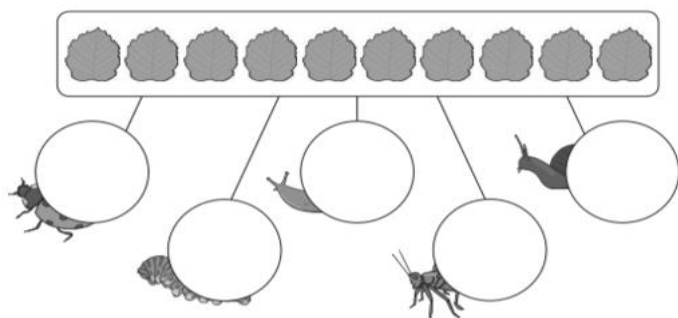
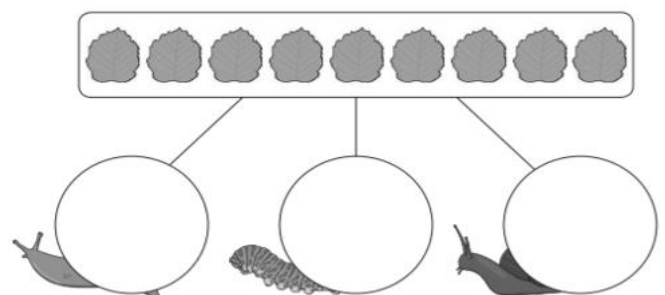
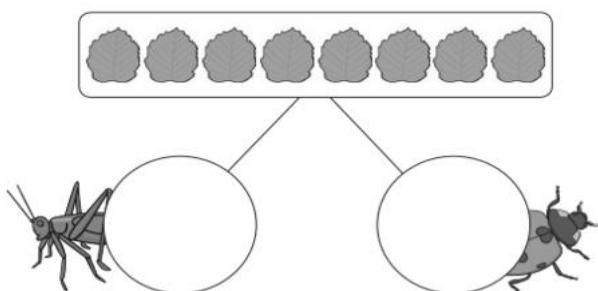
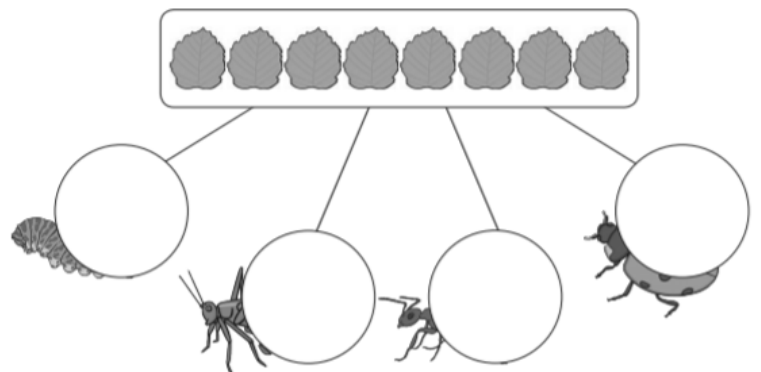
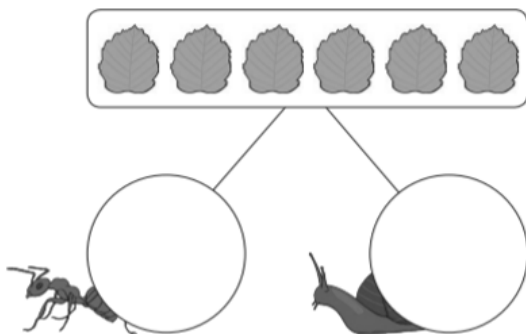
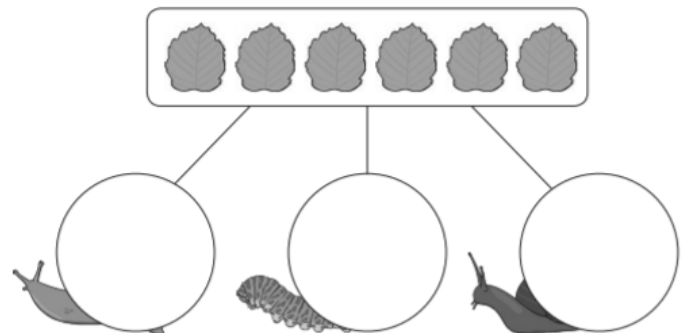
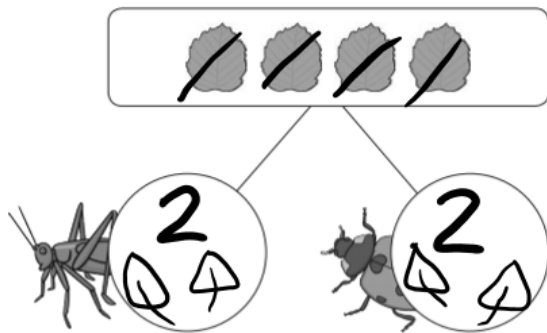


## Tuesday Task 5: Maths Lesson

We are learning to **share** objects to find how many in each group.

The minibeasts are hungry! Share all the leaves **equally** between the minibeasts. Write or draw the number of leaves in each circle.

The first one has been done for you.



## Tuesday Task 7: Music

### Music: Sound Drawings

Use the Chrome Music Lab to write music using shapes.



Using a laptop, tablet or phone connect to

<https://musiclab.chromeexperiments.com/kandinsky/>

(Search for Chrome Music Lab in google if you have trouble opening this link)

The Kandinsky instrument will turn your drawing into different sounds.

If you are using a computer you can draw with your mouse. If you are using a tablet or a phone you can use your finger.

There are three shapes that will make different sounds: **lines**, **triangles** and **circles**.

Try drawing a few lines and different shapes and hit the play button: What do you notice about the different shapes that you draw? How would you describe the sounds they make? You can try as many times as you like.

Draw your music below.



## Wednesday Task 1: Spelling

1. Look, cover, write and check your weekly spelling words.

2. Choose 6 of your spelling words and write a sentence.

Underline the spelling word you used. *Example: The dog had lost her bone so she was feeling sad.*

1. \_\_\_\_\_

\_\_\_\_\_

2. \_\_\_\_\_

\_\_\_\_\_

3. \_\_\_\_\_

\_\_\_\_\_

4. \_\_\_\_\_

\_\_\_\_\_

5. \_\_\_\_\_

\_\_\_\_\_

6. \_\_\_\_\_

\_\_\_\_\_





## Wednesday Task 2: Reading

- **Online:** Log into Wushka and read one of your levelled reading books.
- **Offline:** Read the text below and answer the comprehension questions.

### Playing Catch

Kate and her brother Jake like to play catch. They play with softballs, footballs and tennis balls.

They toss the balls back and forth in the yard all the time. Sometimes they go to the park to have more space for throwing the balls farther.

When it is raining out, they play catch in the basement. They use a tennis ball because it bounces off of the basement walls.

Jake is going to soccer camp for a week this summer. Kate is sad because she won't have anyone to play catch with while he is gone.

The week before Jake leaves, they go to the park together. There is a girl tossing a ball in the air by herself. Kate and Jake invite her to play with them. Her name is Brooke. Kate is happy now that she has a new friend to play catch with while her brother is at camp.



#### Questions:

1. What do Kate and Jake play catch with?

---

2. What type of ball do they use on rainy days?

---

3. Where do Kate and Jake go the week before he leaves for camp?

---

4. Who is tossing the ball in the air at the park?

---

### Wednesday Task 3: Writing



#### Story starter

Far away from here, in a distant land that few people have heard the name of before (let alone visited), there lives a fuzzle. Well, fuzzles, to be exact. You see, there is a family of them!

Shy and elusive creatures, fuzzles keep themselves to themselves, and therefore are rarely seen by human beings. Their fuzzlets (young fuzzles) are even shyer, but have been spotted occasionally clinging onto their mother's back.

As you have probably guessed, this is a story all about fuzzles. You are about to find out what extraordinary creatures they really are...

*Can you continue the story...*

---

---

---

---

---

---

---

---

---

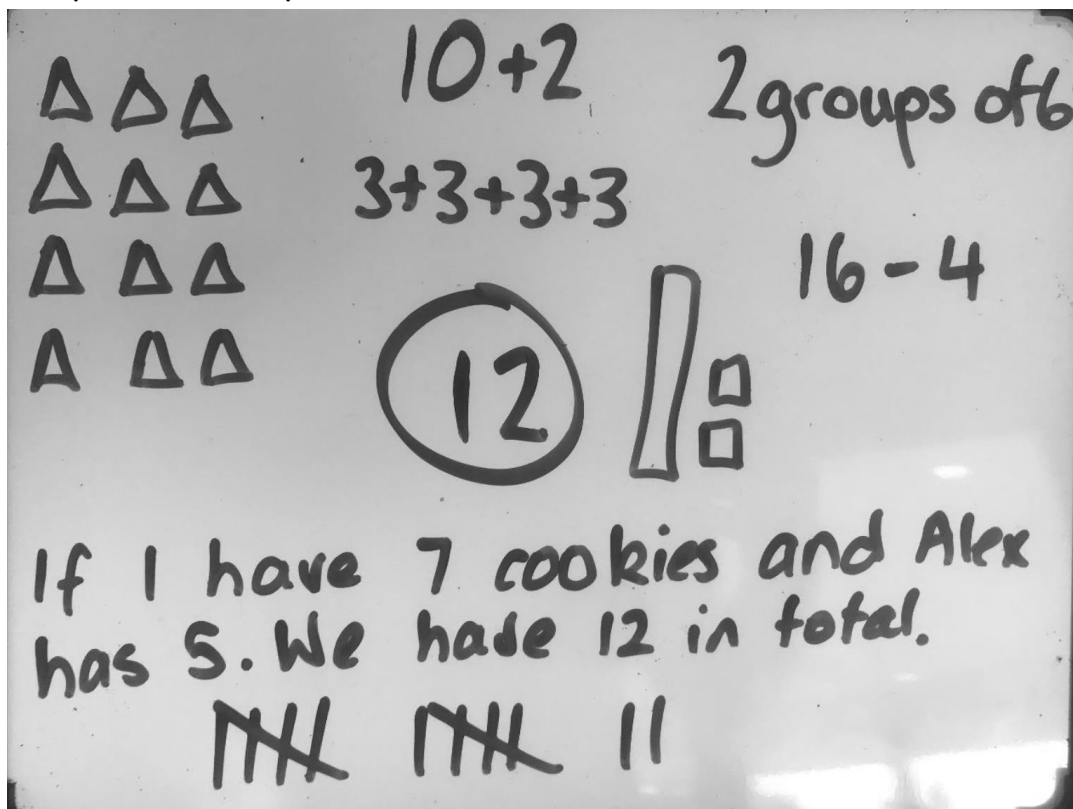
---

---

## Wednesday Task 4: Maths Game

### Number Talk

Each week we will have a number talk. There is an example below. It shows you different ways we can represent the number 12.



Have a go below and take a picture to upload to your Seesaw:

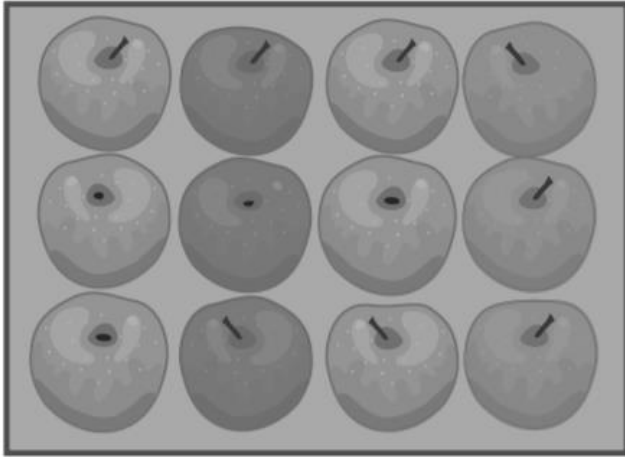
Show me how many different ways you can represent the number 472 - there are many more than what is above!

472

## Wednesday Task 5: Maths Lesson


### Sharing Objects in Arrays

Use a strategy of your choice to figure out how many items there are altogether. Next, think of a repeated addition problem to represent the total amount!




This array has \_\_\_\_\_ rows with  
\_\_\_\_\_ objects in each row.

$$\underline{\quad} + \underline{\quad} + \underline{\quad} = \underline{\quad}$$



This array has \_\_\_\_\_ rows with  
\_\_\_\_\_ objects in each row.

$$\underline{\quad} + \underline{\quad} = \underline{\quad}$$

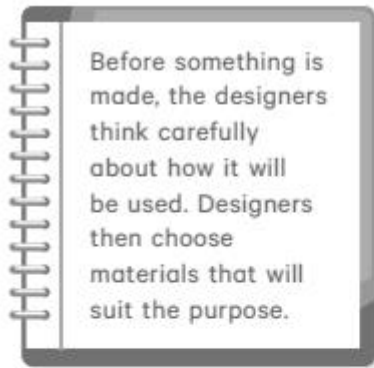


This array has \_\_\_\_\_ rows with  
\_\_\_\_\_ objects in each row.

$$\underline{\quad} + \underline{\quad} + \underline{\quad} + \underline{\quad} = \underline{\quad}$$

## Wednesday Task 7: Science

### Materials and their Properties



Year 2 Chemical Sciences Material World

Do you think this is the right design for the slide?  
What do you think might happen to the boy on the slide?

---

---

---

This is a cheese grater!



## Thursday Task 1: Spelling

1. Look, cover, write and check your weekly spelling words.
2. Dictionary Work

Put your spelling words in alphabetical order.



1. \_\_\_\_\_

2. \_\_\_\_\_

3. \_\_\_\_\_

4. \_\_\_\_\_

5. \_\_\_\_\_

6. \_\_\_\_\_

7. \_\_\_\_\_

8. \_\_\_\_\_

9. \_\_\_\_\_

10. \_\_\_\_\_

11. \_\_\_\_\_

Find 2 of your spelling words in the dictionary and write the definitions.

1. \_\_\_\_\_  
\_\_\_\_\_

2. \_\_\_\_\_  
\_\_\_\_\_

## Thursday Task 2: Reading

- **Online:** Log into Wushka and read one of your levelled reading books.
- **Offline:** Revise nouns and pronouns and answer the questions below.

# Nouns and Pronouns

## Noun

A word to name a person, animal, place, thing or idea.

## Pronoun

A word that can take the place of a noun.

- 1 Rewrite each sentence below using a pronoun from the box to replace the underlined noun.

we      her      his      they      she      it

Tom gave mum a hug.

---

The train is pulling into the station right now.

---

Ben and Polly were lost in the forest.

---

It was Jack's last day of school.

---

- 2 Write each of these words in the correct place on the chart below.

she      Carly      mouse      it      they  
Hawaii      chair      he      teacher

Noun	Pronoun

**Optional Extra:** Make your own lists of nouns and pronouns and send a picture of them to your teacher on Seesaw.





## Task 4: Maths Game

# Number of the Day

Today's number is:

**235**

1 Write it in words

2 Is it odd or even?  
(Circle one)

odd even

3 Write it in tally marks

4 What is the place value?

hundreds	tens	units

5 What is the number before?

6 What is the number after?

7 10 more is...

8 10 less is...

9 100 more is...

10 Make it in money

## Task 5: Maths Lesson

9 shared between 4 is 2  
each with 1 leftover

### Sharing Objects in Arrays with Leftovers

Share the groups of objects equally by putting them in arrays. An array is when we use columns and rows to arrange objects in equal groups.

Look at the donut array as an example.




Share 7 stars into equal groups to make an array. Are there any leftovers?




7 shared between \_\_\_\_ with \_\_\_\_  
leftover

Share 11 smiley faces into equal groups to make an array. Are there any leftovers?




\_\_\_\_ shared between \_\_\_\_ with  
\_\_\_\_ leftover

Share 15 hearts into equal groups to make an array. Are there any leftovers?



\_\_\_\_ shared between \_\_\_\_ with  
\_\_\_\_ leftover

Share 13 suns into equal groups to make an array. Are there any leftovers?



\_\_\_\_ shared between \_\_\_\_ with  
\_\_\_\_ leftover

## Task 7: Geography

### The Natural and Human Features of Places

Places can be one of three different types:

1. **Natural:** an area that is naturally on earth
2. **Constructed:** an area built by people
3. **Managed:** a natural area that has been altered and maintained by people.

Watch the short video to see examples of these types of places -

<https://www.youtube.com/watch?v=mOwJuwBsn6g>



Look at the features in each photograph and categorise by labelling them either natural, constructed or managed places.



Students take a walk around the community to observe different features of the environment and record them below. See some examples below.

- Park lawns mowed - managed
- Overgrown bushes - natural


## Friday Task 1: Spelling

Look, cover, write and check your spelling words.

Hide the Words

Draw a picture and hide all your spelling words in the picture.

Upload a picture to Seesaw to see if your teacher can find all the words.



## Friday Task 2: Reading

- **Online:** Log into Wushka and read one of your levelled reading books.
- **Offline:** Read the story below 'Another View' by Anita N. Amin. Draw lines to match the words from the story to their meanings.

Name: \_\_\_\_\_

### Another View

by Anita N. Amin

One misty morning, Chloe and Joey were looking around their backyard. They were sitting on the grass.

Joey saw a rock with little plants on it. "Look at that mossy green rock!" Joey cried.

"That is not a rock," Chloe said. "It's a dinner table for snails." A snail inched over to the rock to munch on the plants.

Next, Joey saw a leaf. "Look at that pretty yellow leaf!" Joey cried.

"That is not a leaf," Chloe said. "It's a blanket for beetles." A beetle crawled under the warm leaf.

Then, Joey saw a flower. "Look at that red flower!" Joey cried.

"That is not a flower," Chloe said. "It's a shower for worms." A worm played in the water under the flower as dewdrops dripped from the petals.

"Look at that wild mushroom!" Joey cried.

"That is not a mushroom," Chloe said. "It's an umbrella for spiders." A spider knit a web under the mushroom away from the mist.

Finally, Joey saw a stick. "Look at that squiggly—" Joey stopped. If he called it a stick, Chloe would say it was not a stick. So, Joey cried, "Look at that squiggly ladybug ladder!"

Chloe grinned at Joey and said, "Now you're seeing things from another point of view!"



# Another View

by Anita N. Amin



Draw lines to match the words from the story with their meanings.

- |             |   |   |   |
|-------------|---|---|---|
| 1. blanket  | • | • | twisty or curvy                               |
| 2. squiggly | • | • | chomp or chew                                 |
| 3. dewdrops | • | • | a tool you use to climb up and down           |
| 4. munch    | • | • | an object that helps you stay dry in the rain |
| 5. umbrella | • | • | fabric you put on your bed to keep warm       |
| 6. ladder   | • | • | water drops that form on plants and grass     |

### Friday Task 3: Writing

In the story, "Another View," Joey learns to see ordinary objects in his backyard from a different point of view. Answer the question below.

Describe your backyard (or a special space in your house).

What is your favourite part?

What would you change, if anything? Write your answer on the lines below.

---

---

---

---

---

---

---

---

---

---

Draw a picture of your favourite part of your backyard in the box below.














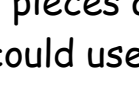



















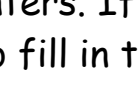









# Friday Task 4: Maths Game

You will need a dice, playing pieces and some small counters. If you don't have any coloured counters you could use coloured pencils to fill in the circles.

## Ten Again

Teach THIS

START	400	206	240	340	239	166	150	329	350	Roll again.
310		Skip Counting by Ten							390	
Remove another player's counter.							Swap places with another player.			
250								200		
Miss a turn.							Miss a turn.			
126								330		
Swap places with another player.							Remove another player's counter.			
299								279		
Roll again.	180	226	320	410	259	220	186	216	309	Roll again.

1. Place counters on the start line. Player 1 rolls a die and moves forward that many places. If Player 1 lands on a number, they must place a coloured counter on the number line to show where that number belongs.

2. If the circle is already covered, the player will miss a turn.

3. Play continues until all circles are covered.

4. The player with the most circles covered is the winner!



## Friday Task 5: Maths Lesson.

Scan the QR code or click on the link to watch the lesson on solving division word problems.

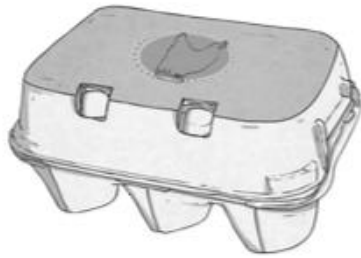
<https://video.link/w/Vzb9c>



Have a go at solving these division word problems.

### Division Word Problems

1. The baker has one dozen eggs. If it takes two eggs to bake a cake, how many cakes can the baker bake?



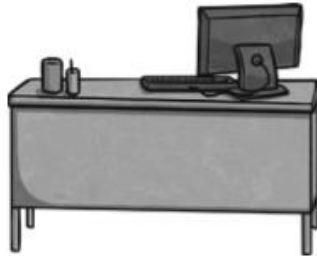
### Division Word Problems

2. If 100 children perform in the music program, and Mrs. Massey puts them in rows of ten, how many rows will she make?



### Division Word Problems

3. If a teacher puts 24 desks in three equal length rows, how many desks are in each row?



### Division Word Problems

4. There are 27 boys. If the boys are divided equally into 3 teams, how many boys will be on each team?



### Division Word Problems

5. There are 45 stickers. If the stickers are divided equally between 5 kids, how many stickers will each kid have?



### Division Word Problems

6. There are 63 hearts. If the hearts are divided equally among 9 friends, how many hearts will each friend have?



## Friday Task 5: Maths Lesson

Use this page to complete your working out for the division problems.

## Friday Task 7: PDHPE

- Scan the QR code or click on the link to watch the lesson on Water Safety. <https://video.link/w/HvZ8c>
- After you watch the lesson have a go at creating a 'Water Safety Poster'.




# Design a Water Safety Poster

Using everything you know about water safety, design a poster telling people how to keep safe in the water. Your poster could be about general water safety or specific to a certain type of water, such as swimming pools or the beach. Decide whether your poster should be aimed at younger children, older children or adults.



Optional Activity:



# I SPY weather

- |   |  |   |  |   |  |   |  |   |  |   |  |   |  |   |  |   |  |   |  |
|---|--|---|--|---|--|---|--|---|--|---|--|---|--|---|--|---|--|---|--|
| 2 |  | 4 |  | 4 |  | 5 |  | 4 |  | 5 |  | 7 |  | 4 |  | 6 |  | 5 |  |
| 1 |  | 6 |  | 7 |  | 1 |  | 3 |  | 6 |  | 7 |  | 4 |  | 7 |  | 5 |  |
| 3 |  | 3 |  | 4 |  | 6 |  | 2 |  | 7 |  | 5 |  | 9 |  | 6 |  | 3 |  |



## Optional Activity:

# How to Help Someone in the Water

Colour in the pictures of what you could do if you saw someone in trouble in the water




Always call an adult over to help. Never get in the water to help as you might end up needing to be rescued too.


Optional Activity:

# Pool Safety

slowly	jump on	push
flotation	gate	shallow
lifeguard's	choke	adult



1. Never open the \_\_\_\_\_ or climb the pool fence.
2. Always have an \_\_\_\_\_ with you when you are in the pool.
3. Never jump into the \_\_\_\_\_ end of the pool.
4. Walk \_\_\_\_\_ around the edge of the pool.
5. Wear a \_\_\_\_\_ device if you are not confident.
6. Do not \_\_\_\_\_ people into the pool or \_\_\_\_\_ people in the pool.
7. Do not eat or chew gum in a pool as you could \_\_\_\_\_.
8. Always follow the pool rules and obey the \_\_\_\_\_ directions.



Optional Activity:

# Minibeast

a t c o c k r o a c h y  
n q l a a j z a f a s a  
t e r c r i c k e t s e  
x c z i q r u w t z n y  
i c d b u t t e r f l y  
b n b e e t l e e f j e  
q b e e b y m y n r b a  
l g r a s s h o p p e r  
s p i d e r g h p j w w  
o o f h h a t k m l a i  
b i q j r o l j h q s g  
g z u d m h z i h o p p

butterfly  
earwig  
bee  
grasshopper

cricket  
dragonfly  
beetle  
ant

wasp  
moth  
cockroach  
spider



## Optional Activity:

# Ronald the Rhino

## Addition to 20 Colour by Number

Solve the calculations to work out which colours to use.


1, 2, 3, 4, 5 = Pink

6, 7, 8, 9, 10 = Dark green

11, 12, 13 = Light green

14, 15, 16 = Brown

17, 18, 19, 20 = Yellow





## Optional Activity:

### Counting on in 2s, 3s, 5s, and 10s

Complete the following sequences:

1. \_\_\_\_\_, 4, 6, 8, 10, \_\_\_\_\_

6. \_\_\_\_\_, 24, 21, \_\_\_\_\_, 15, 12

2. 50, 45, \_\_\_\_\_, 35, \_\_\_\_\_, 25

7. 35, 40, \_\_\_\_\_, 50, \_\_\_\_\_, 60

3. \_\_\_\_\_, 6, 9, 12, \_\_\_\_\_, 18

8. 111, \_\_\_\_\_, \_\_\_\_\_, 81, 71, 61

4. 90, \_\_\_\_\_, \_\_\_\_\_, 60, 50, 40

9. \_\_\_\_\_, \_\_\_\_\_, 32, 30, 28, 26

5. 16, \_\_\_\_\_, 36, 46, \_\_\_\_\_, 66

10. 10, 20, \_\_\_\_\_, \_\_\_\_\_, 50, 60

Continue the following sequences:

11. 5, 10, 15, \_\_\_\_\_, \_\_\_\_\_, \_\_\_\_\_, \_\_\_\_\_, \_\_\_\_\_, \_\_\_\_\_, \_\_\_\_\_, \_\_\_\_\_, \_\_\_\_\_, \_\_\_\_\_

12. 3, 6, 9, \_\_\_\_\_, \_\_\_\_\_, \_\_\_\_\_, \_\_\_\_\_, \_\_\_\_\_, \_\_\_\_\_, \_\_\_\_\_, \_\_\_\_\_, \_\_\_\_\_, \_\_\_\_\_

13. 85, 80, 75, \_\_\_\_\_, \_\_\_\_\_, \_\_\_\_\_, \_\_\_\_\_, \_\_\_\_\_, \_\_\_\_\_, \_\_\_\_\_, \_\_\_\_\_, \_\_\_\_\_, \_\_\_\_\_

14. 14, 24, 34, \_\_\_\_\_, \_\_\_\_\_, \_\_\_\_\_, \_\_\_\_\_, \_\_\_\_\_, \_\_\_\_\_, \_\_\_\_\_, \_\_\_\_\_, \_\_\_\_\_, \_\_\_\_\_

15. 2, 4, 6, \_\_\_\_\_, \_\_\_\_\_, \_\_\_\_\_, \_\_\_\_\_, \_\_\_\_\_, \_\_\_\_\_, \_\_\_\_\_, \_\_\_\_\_, \_\_\_\_\_, \_\_\_\_\_

16. 50, 55, 60, \_\_\_\_\_, \_\_\_\_\_, \_\_\_\_\_, \_\_\_\_\_, \_\_\_\_\_, \_\_\_\_\_, \_\_\_\_\_, \_\_\_\_\_, \_\_\_\_\_, \_\_\_\_\_

17. 45, 42, 39, \_\_\_\_\_, \_\_\_\_\_, \_\_\_\_\_, \_\_\_\_\_, \_\_\_\_\_, \_\_\_\_\_, \_\_\_\_\_, \_\_\_\_\_, \_\_\_\_\_, \_\_\_\_\_

18. 70, 68, 66, \_\_\_\_\_, \_\_\_\_\_, \_\_\_\_\_, \_\_\_\_\_, \_\_\_\_\_, \_\_\_\_\_, \_\_\_\_\_, \_\_\_\_\_, \_\_\_\_\_, \_\_\_\_\_






































19. 147, 137, 127, \_\_\_\_\_, \_\_\_\_\_, \_\_\_\_\_, \_\_\_\_\_, \_\_\_\_\_, \_\_\_\_\_, \_\_\_\_\_, \_\_\_\_\_, \_\_\_\_\_, \_\_\_\_\_


### Challenge:

Choose a starting number and count on in 2s, 3s, 5s, and 10s from that number.

Optional Activity:




# Roll the Dice and Make a Monster!

 visit <a href="https://www.twinkl.com">twinkl.com</a>						
<b>Body</b>						
<b>Hair</b>						
<b>Eyes</b>						
<b>Nose</b>						
<b>Mouth</b>						



## Activity Grid

**Colour each box when you have completed the activity**

<p><b>Family Tree</b> Draw a family tree.</p> 	<p><b>Toothpick and Marshmallow Geometry</b></p> <p>Follow this link to have fun making structures using toothpicks and marshmallows. <a href="https://video.link/w/gZP8c">https://video.link/w/gZP8c</a></p>	<p><b>Backyard Drawing</b></p> <p>Draw a map of your backyard and/or your house.</p> <p>Make sure to include labels and lots of detail!</p>	<p><b>Gardening</b></p> <p>Plant some seeds and take care of them as they grow.</p>
<p><b>Silly Story</b> Write a silly story together as a family. Each person has to add a sentence or a word to the story to keep it going.</p>	<p><b>Fitness</b></p> <p>List 5 different exercises. Complete 10 counts of each exercise and challenge your family to join in.</p> <p>You could jump, skip or complete push ups. What other ideas can you come up with.</p>	<p><b>Learn a magic trick</b></p> <p>Ask your family if they know any magic tricks that they can teach you.</p> <p>If no one knows any magic tricks, look up some simple magic tricks online to learn together!</p>	<p><b>Spelling</b> Try and write your spelling words in your neatest or most fancy writing.</p> 
<p><b>Cubby House</b> Make an indoor or outdoor cubby house with your family. You could read books in there or use it as a chill out space.</p>	<p><b>Arnie the Doughnut</b></p> <p>Click the link to watch the story 'Arnie the Doughnut'. <a href="https://video.link/w/XZP8c">https://video.link/w/XZP8c</a></p> <p>On a piece of paper have a go at designing the most delicious doughnut you can think of.</p>	<p><b>Numeracy Countdown</b> Start at any number between 1 and 100 and see how quickly you can count back to zero.</p> 	<p><b>Healthy Eating</b> Design a family meal which has a good balance of the different food types.</p> 