

## Learning at Home Booklet 8

Term 4 Week 2

KINDERGARTEN

Name: \_\_\_\_\_

Class: \_\_\_\_\_

The booklets contain activities in English, mathematics and other subject areas. These activities are suggestions only. The work is not compulsory, and it is intended to assist families whilst children are at home from school. Children may need assistance with some of the material.

Reading  
eggs



<https://readingeggs.com.au/>

MANGAHIGH  
westermann



<https://platform.mangahigh.com/login/student>

Storyline Online



<https://storylineonline.net/>

Jolly Phonics Song

<https://vimeo.com/106231366>



Cosmic Yoga



[https://www.youtube.com/results?search\\_query=cosmic+yoga](https://www.youtube.com/results?search_query=cosmic+yoga)

wushka



<https://wushka.com.au/login/>

## Kindergarten Learning at Home Tasks Week 2 Term 4

Monday	Tuesday	Wednesday	Thursday	Friday
<p><b>Task 1: Writing- Birthday party</b> Write at least 2 sentences about the picture. Draw your own picture</p> <p><b>Task 2: Beginning, middle, end</b> Listen to the story and draw the beginning, middle, end</p> <p><b>Task 3: Look, cover, write check</b> Read each word and write it each day</p> <p><b>Cut out the sight word flash cards found at the back of the booklet. Read each word each day.</b></p>	<p><b>Task 1: Writing- What can you see?</b> Look out your window and write what you can see</p> <p><b>Task 2: Setting</b> Listen to the story and draw the setting. Describe the setting.</p> <p><b>Task 3: Look, cover, write check</b> Read each word and write it each day</p> <p><b>Reading</b> Read each sentence and draw a picture to match</p>	<p><b>Task 1: Writing- Beach</b> Write at least 2 sentences about the picture. Draw your own picture</p> <p><b>Task 2: Characters</b> Draw the characters from the story Room on the Broom. Pick one and write a description.</p> <p><b>Task 3: Look, cover, write check</b> Read each word and write it each day</p> <p><b>Word match- different fonts</b> Cut and paste the words to match the fonts</p>	<p><b>Task 1: Writing- Favourite superhero and why</b> Tell us about your favourite superhero and why you like them</p> <p><b>Task 2: Main idea</b> Listen to the story 'Highway Rat'. Draw and write what you think the main idea in the story is</p> <p><b>Task 3: Look, cover, write check</b> Read each word and write it each day</p> <p><b>Silly Sentences</b> Cut out the sentences to make silly sentences. Write at least 3.</p>	<p><b>Task 1: Writing- Tell us about your favourite book or movie..</b></p> <p><b>Task 2: Favourite part</b> Listen to the story and draw and write your favourite part. Say why</p> <p><b>Task 3: Look, cover, write check</b> Read each word and write it each day</p> <p><b>Punctuation</b> Read the sentences and add in the correct punctuation</p>
<p><b>Task 4: Problem Solving</b> Read the problem and draw your answer.</p> <p><b>Task 5: Maths minutes</b> Complete the questions. See how fast you can do them.</p> <p><b>Task 6: Measurement</b> Make a paper airplane and measure how far using your footprints</p>	<p><b>Task 4: Problem Solving</b> Read the problem and draw your answer.</p> <p><b>Task 5: Maths minutes</b> Complete the questions. See how fast you can do them.</p> <p><b>Task 6: Snakes and ladders game</b> Play a game of Snakes and Ladders with your family</p>	<p><b>Task 4: Problem Solving</b> Read the problem and draw your answer.</p> <p><b>Task 5: Maths minutes</b> Complete the questions. See how fast you can do them.</p> <p><b>Task 6: Bingo</b> Cut out the game pieces and play a game of Bingo with your family</p>	<p><b>Task 4: Problem Solving</b> Read the problem and draw your answer.</p> <p><b>Task 5: Maths minutes</b> Complete the questions. See how fast you can do them.</p> <p><b>Task 6: Board game</b> Play either Snakes and Ladders, Bingo or your own board game with your family</p>	<p><b>Task 4: Problem Solving</b> Read the problem and draw your answer.</p> <p><b>Task 5: Maths minutes</b> Complete the questions. See how fast you can do them.</p> <p><b>Task 6: Build an alien</b> Use the dice from earlier in the week to play the game.</p>

Optional Extras				
<b>Geography</b> Maps	<b>Mindfulness</b> 5, 4, 3, 2, 1 grounding technique	<b>Music</b> Sound drawings	<b>Art/Craft</b> Junkyard robot	<b>PE</b> Silly statues

Monday – Task 1

Writing

Write at least 2 sentences about a birthday party. Draw your own picture



---

---

---


---

---

---



Monday – Task 2



Listen to the story **The Gruffalo** by Julia Donaldson.  
[https://www.youtube.com/watch?v=X\\_EM-iZNguo](https://www.youtube.com/watch?v=X_EM-iZNguo)



**Draw the beginning, middle, end of the story. Have a go at writing a sentence for each.**

**Beginning**

**Middle**

**End**

Monday- Task 3

Read each word. Write each word each day

*Look, Cover, Write and Check*

*Look at and read the word out loud* → *Cover the word* → *Write the word* → *Check your word*

	Monday	Tuesday	Wednesday	Thursday	Friday
too					
look					
comes					
little					
said					
looked					
you					
happy					
play					
good					
eat					
off					

### Monday- Task 3

1. Cut out the sight words from the back of this booklet to make flash cards. These will be used this week and next week
2. Practice saying the sight words each day. Tick them off when you can read them 3 different times

## The Word Lists

### Pink Words

is	here	the
come	look	at
I	am	too

### Red Words

up	comes	mum	said
a	on	little	to
hungry	big	no	in

### Yellow Words

and	for	looked
you	me	see
are	asleep	my

### Blue Words

can	not	happy	shouted
looking	mother	go	sees
going	down	oh	goes

### Green Words

away	went	into
home	he	where
good	ran	cried

### Orange Words

they	came	like
will	she	after
thank	some	your

### Aqua Words

coming	with	today
play	I'm	we
help	back	stay

### Purple Words


please	again	way
eat	inside	make
walk	out	this

### Brown Words

it's	can't	made
making	have	having
walked	playing	new

### Grey Words

saw	now	then
without	laugh	take
that	old	off



**Problem solving**



There is an animal in the barn. It has 4 legs and one tail. What animal could it be?

**Draw and write your answer (Remember there can be more than one answer):**




Complete the questions



Write how many shapes there are.




Draw what comes next in the pattern.



5. Draw 3 biscuits.



6. Draw 5 apples.



Look at the pattern on the right.

7. Draw a circle around the **first** shape.

8. Draw a circle around the **third** shape.



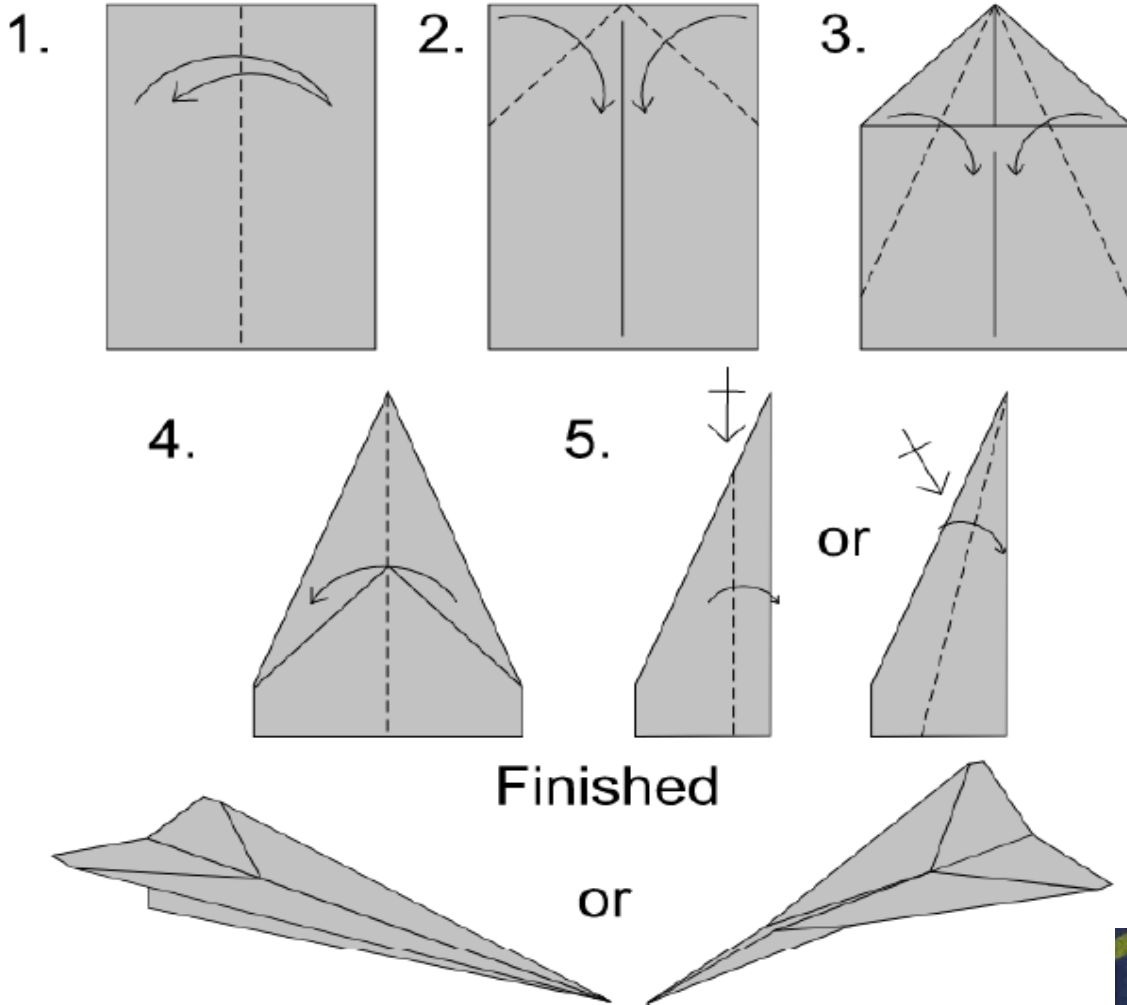
Draw an X over the one that does not belong.



## MAKE A PAPER AIRPLANE

Using one sheet of paper, can you make a paper airplane that flies the furthest distance. Challenge a family member to see who can get the furthest distance. You may use the instructions below or use the internet to find another design.


### The Dart



Record using your footprints to see how far you can throw it. Remember no gaps when measuring



Who	How many feet



**Tuesday- Task 1**

**Writing**

Look out your window at home and write what you can see. Give lots of detail so it feels like your teacher is there looking as well.



---

---

---

---


---

---

---

---

Tuesday – Task 2



Listen to The Snail and the Whale story  
<https://www.youtube.com/watch?v=EmMnaSkeKqQ>

Draw the setting of the story and write a description of it

A large, empty rectangular box with a black border, intended for the student to draw the setting of the story.

---

---

---

---

---

---

---

---

---

---

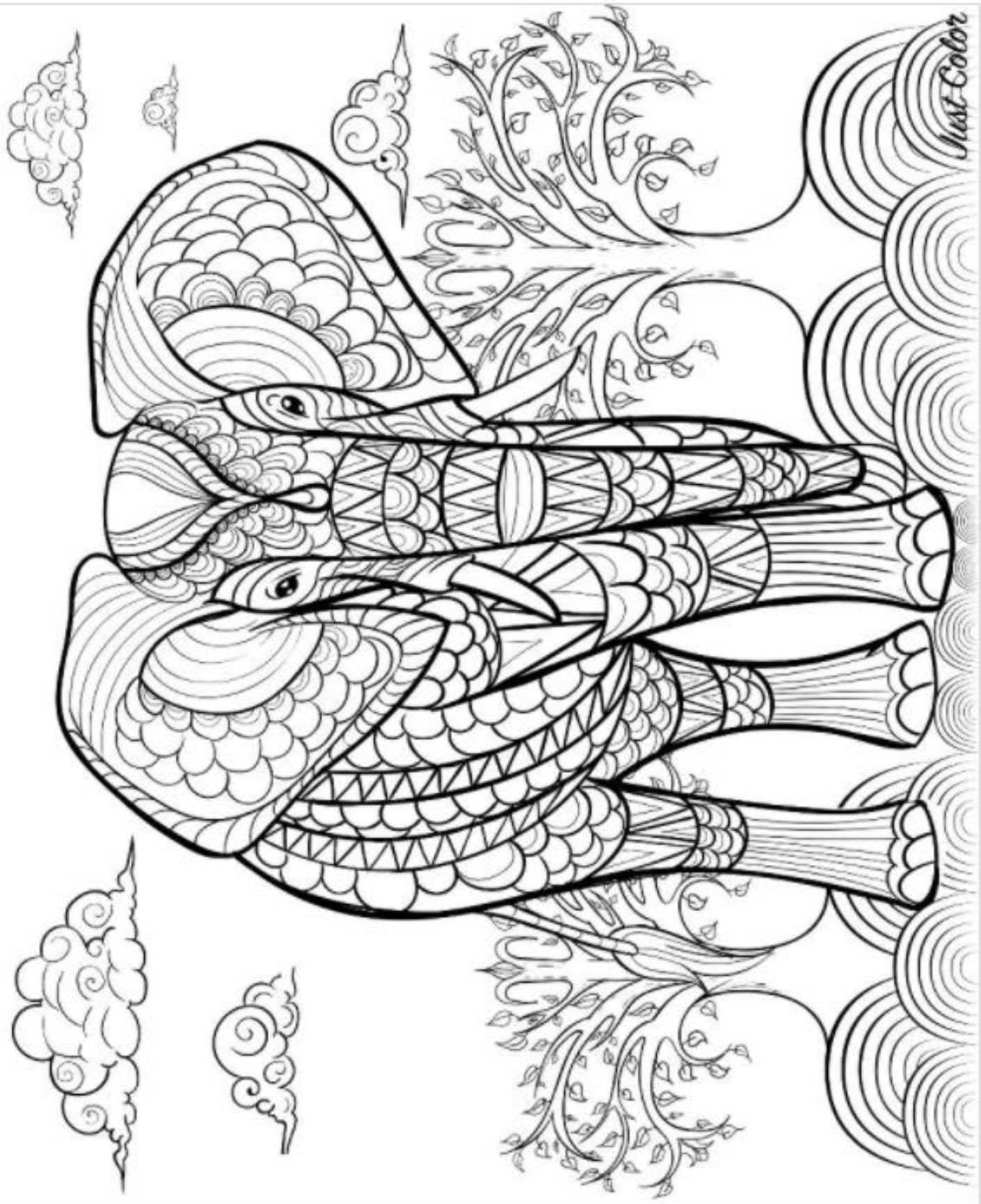


# Read and Draw

Ben is driving  
a blue car.

The pink fish  
are in the  
fishbowl.

Sally is picking  
some flowers.




Just Color

### Problem solving

Draw a cat. Draw a dog. How are they the same? How are they different?

Draw and write your answer (Remember there can be more than one answer):



---

---

---

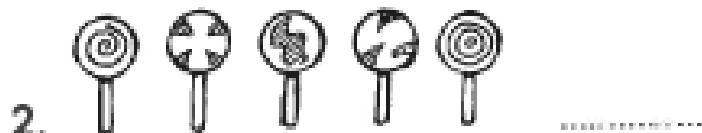
---

---






Write how many shapes.




Draw the next two in the pattern.



5. Draw 4 legs on the mouse.




6. Draw 6 legs on the ant.




7. Letter H is .....

8. Letter N is .....



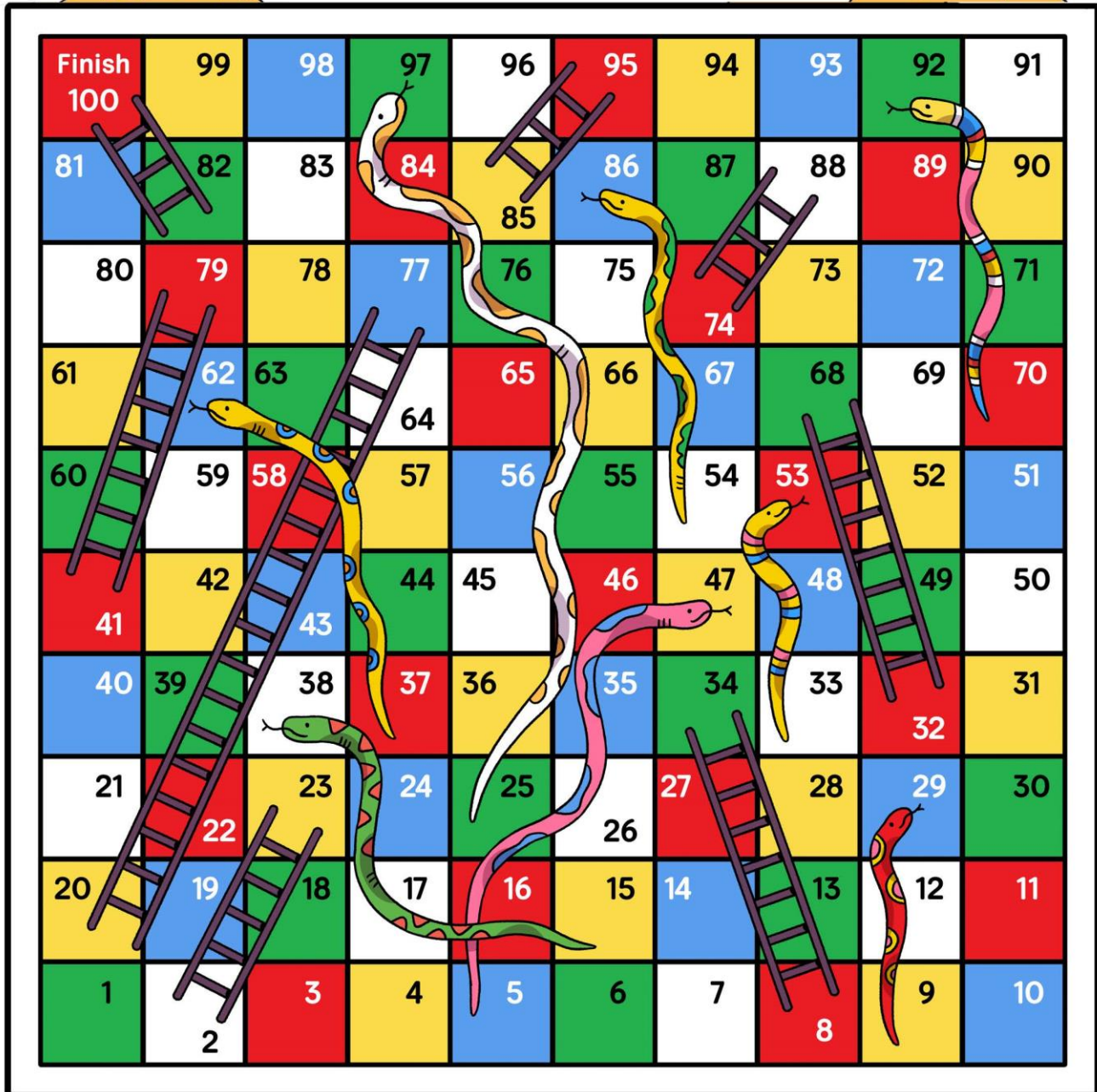
Draw an X over the picture that does not belong.





CLASS PLAYGROUND

# Snakes and Ladders



**How to play:**

Each player puts their token next to the game board near the "1" square.

Roll a single die on your turn. Move your token forward the number of spaces shown on the die.

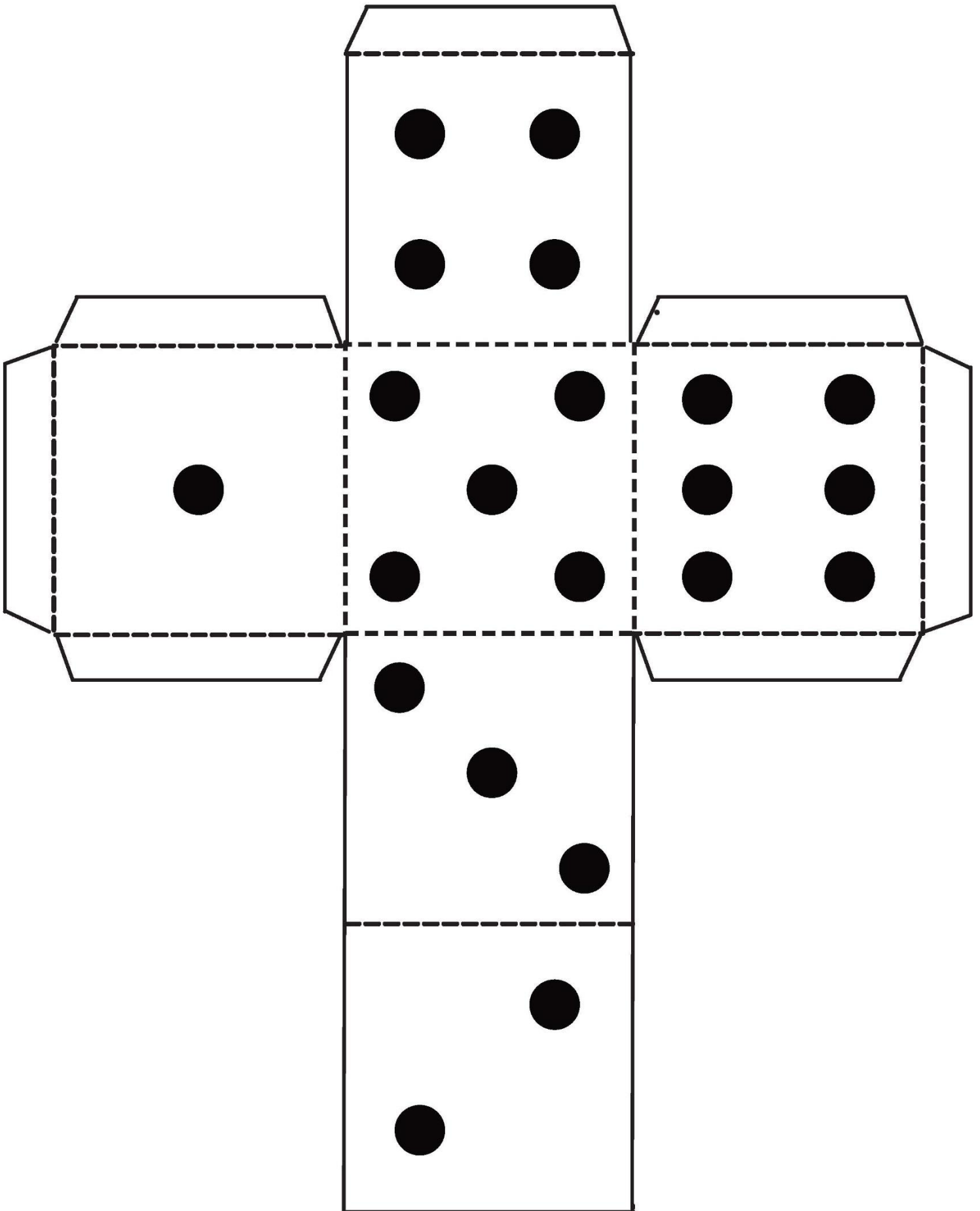
If your token lands at the bottom of a ladder, you can move up to the top of the ladder.

If your token lands on the head of a snake, you must slide down to the bottom of the snake.

The first player to get to the "Finish" wins.

# Dice Pattern

Cut on solid lines - Fold on dashed lines



**This has page has been left intentionally**

Wednesday - Task 1

Writing

Write at least 2 sentences about the beach. Have you been to the beach? Draw your own picture



---

---

---

---


---

---

---

---





Wednesday - Task 2

Listen to the story Room on the Broom by Julia Donaldson.  
<https://www.youtube.com/watch?v=PHxGe44wSCI>



## Characters

Draw some of the characters from the story. Pick one character and describe them. Write more than one sentence.

--	--	--	--

Describe one of the characters

--

Remember to complete look, cover, write and check activity first from Monday.

Cut and paste activity.  
Cut out each word and match it.


here	at	look	here	come	look
is	the	at	is	look	am
come	the	I	come	am	I
here	at	come	here	is	look
is	the	too	am	am	too
the	too	I	at	too	I

**This page has been left intentionally**



Stick  
words  
here

<i>here</i>	
<i>is</i>	
<i>come</i>	
<i>the</i>	
<i>at</i>	
<i>I</i>	
<i>too</i>	
<i>look</i>	
<i>am</i>	



### Problem solving

I see 6 balls. Some are red.

Some are blue. Draw the balls.

**Draw and write your answer (Remember there can be more than one answer):**



Write the number.

1. ~~||||~~ = .....

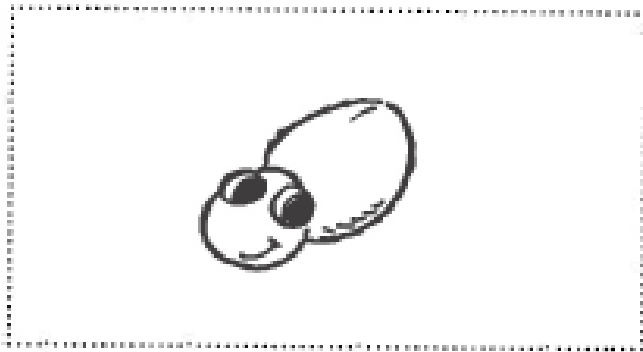
2. one = .....

Draw the next two in the pattern.

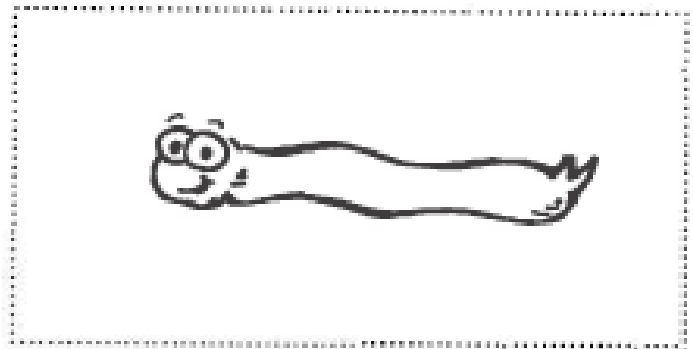
3. ○○▷○○▷○ .....

4. □▽▽□▽ .....

5. Draw 8 legs on the spider.



6. Draw 12 legs on the caterpillar.



7. The letter ..... is first.

8. The letter ..... is third.

L	E	A	R	N
1st	2nd	3rd	4th	5th

Write the missing number.

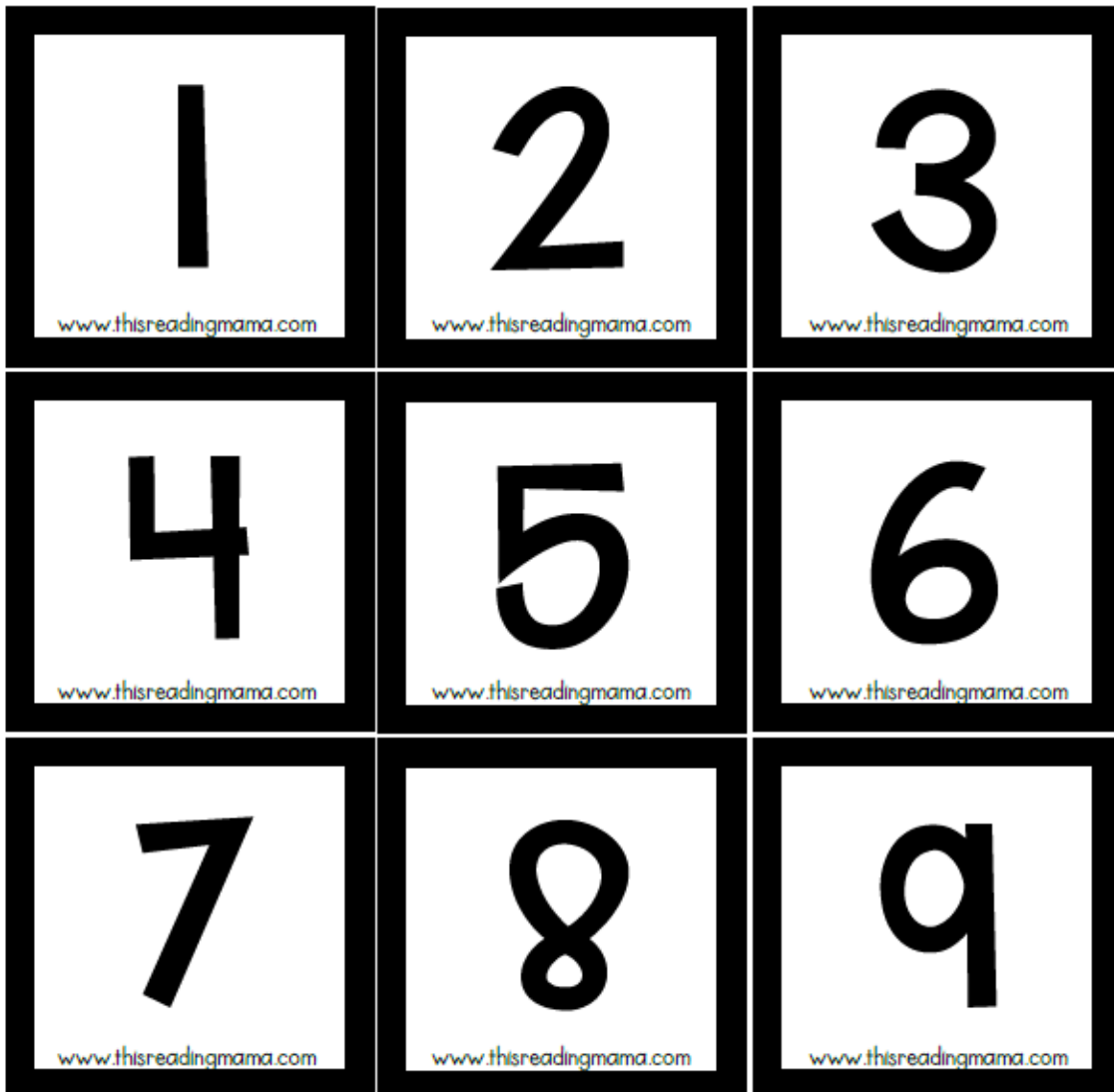
9. 1, 2, ....., 4, 5, 6

10. 5, 6, 7, ....., 9

## BINGO NUMBER CARDS

Print off, cut out, and mix up number cards. Place number cards in a pile face down. One at a time, pick up the top card and read out the number.

Players look for the number on their board and cover it if they have it. Players can win with four in a row or by covering the entire board.



Cut out the game boards. There is 4 different ones to choose from

This page has been left intentionally

22

[www.thisreadingmama.com](http://www.thisreadingmama.com)

23

[www.thisreadingmama.com](http://www.thisreadingmama.com)

24

[www.thisreadingmama.com](http://www.thisreadingmama.com)

25

[www.thisreadingmama.com](http://www.thisreadingmama.com)

26

[www.thisreadingmama.com](http://www.thisreadingmama.com)

27

[www.thisreadingmama.com](http://www.thisreadingmama.com)

28

[www.thisreadingmama.com](http://www.thisreadingmama.com)

29

[www.thisreadingmama.com](http://www.thisreadingmama.com)

30

[www.thisreadingmama.com](http://www.thisreadingmama.com)

10

[www.thisreadingmama.com](http://www.thisreadingmama.com)

11

[www.thisreadingmama.com](http://www.thisreadingmama.com)

12

[www.thisreadingmama.com](http://www.thisreadingmama.com)

13

[www.thisreadingmama.com](http://www.thisreadingmama.com)

14

[www.thisreadingmama.com](http://www.thisreadingmama.com)

15

[www.thisreadingmama.com](http://www.thisreadingmama.com)

16

[www.thisreadingmama.com](http://www.thisreadingmama.com)

17

[www.thisreadingmama.com](http://www.thisreadingmama.com)

18

[www.thisreadingmama.com](http://www.thisreadingmama.com)

19

[www.thisreadingmama.com](http://www.thisreadingmama.com)

20

[www.thisreadingmama.com](http://www.thisreadingmama.com)

21

[www.thisreadingmama.com](http://www.thisreadingmama.com)

This page has been left intentionally



Numbers 1-30

★ BINGO ★

18

7

29

4

★

28

25

9

FREE SPACE

23

30

2

6

10

21

13

27

Numbers 1-30

★ BINGO ★

12

1

27

6

29

14

22

17

7

24

★

9

FREE SPACE

16

3

20

11

This page has been left intentionally

Numbers 1-30

# ★ BINGO ★

www.thisreadingmama.com

5

27



14

FREE SPACE

24

10

17

22

19

2

15

29

3

23

12

8

10

19

26

11

15

22

3

6

1

29

8

25

4

20

5



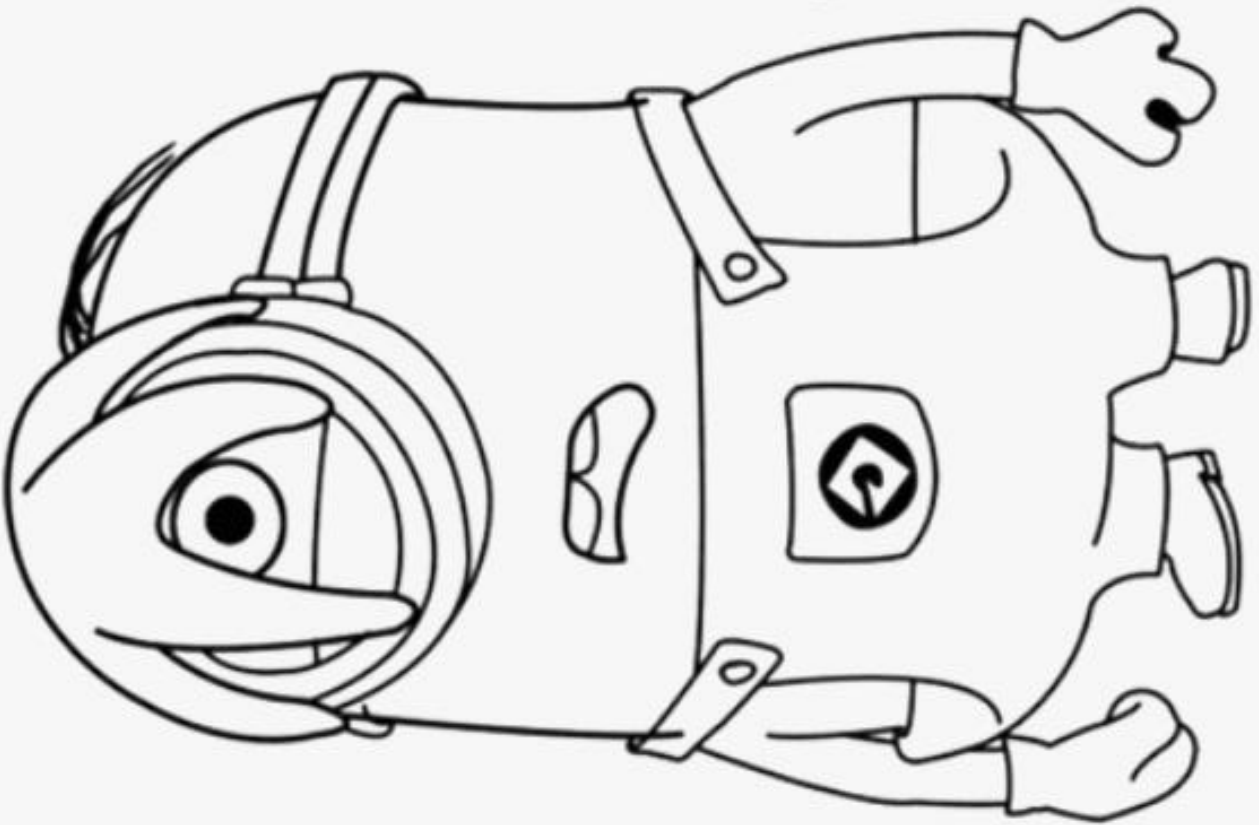
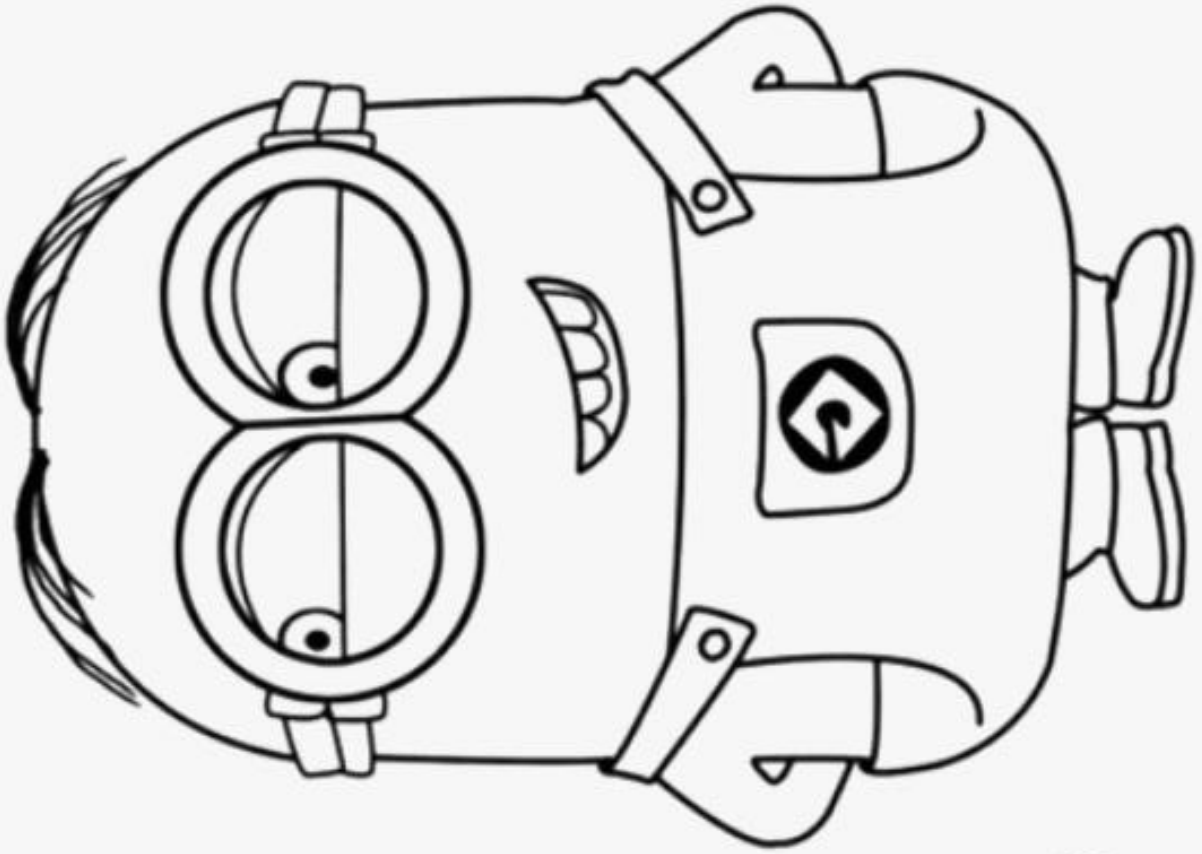
FREE SPACE

Numbers 1-30

# ★ BINGO ★

www.thisreadingmama.com

This page has been left intentionally



Thursday - Task 1

Writing

Tell us who your favourite superhero is and why. Draw a picture



---

---

---


---


---

---

---

---





Thursday- Task 2



Listen to the story 'The Highway Rat'  
<https://www.youtube.com/watch?v=bkVoYeCLIXU>

**Main idea**

Write and draw what you think the main idea in the story is. For example- being kind to others

---

---

---

---

---

---

**Stick your silly sentences here if you want like**



Complete Thursday look, cover, write and check activity

Silly sentence: Cut out the sentences to make silly sentences. 1 red and 1 blue to make. Write the silly sentences you have made.




A small dog rolled off the table.



The tall boy



A big cat



The little mouse



A small dog



The old man



Two good friends



The young woman

**This page has been left intentionally**

walked down the path.



© Teachnhs.com.au (2009)

swam in the river.



© Teachnhs.com.au (2009)

crawled under the bed.



© Teachnhs.com.au (2009)

sat on a mat.



© Teachnhs.com.au (2009)

jumped on the bed.



© Teachnhs.com.au (2009)

slept in a tree.



© Teachnhs.com.au (2009)

washed the dishes.



© Teachnhs.com.au (2009)

**This page has been left intentionally**

Silly sentences

Write your silly sentences and draw a picture

---

---

---



---

---

---

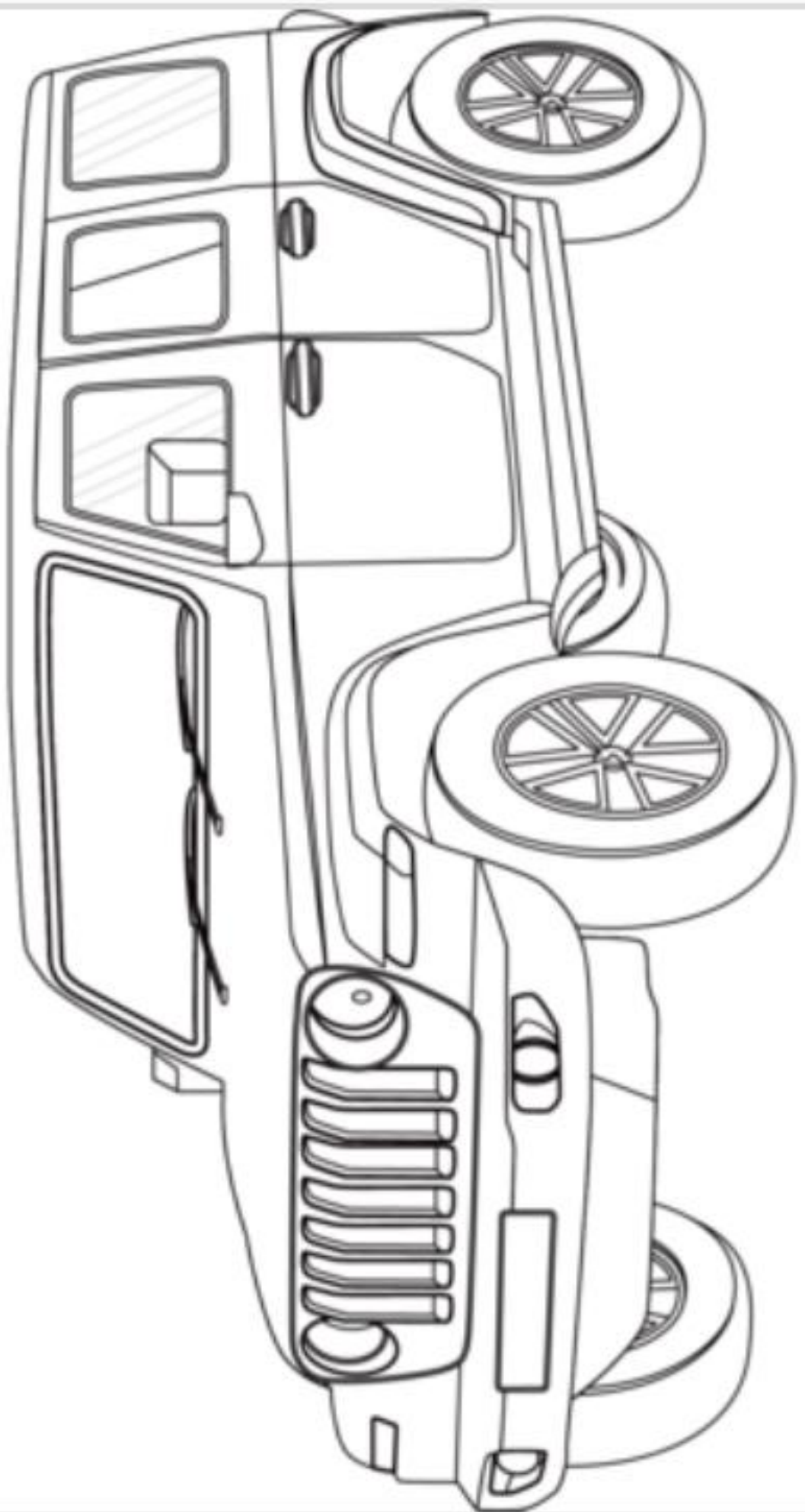


---

---

---





### Problem solving

There are 8 pencils in our bucket. 5 are sharp. The rest are broken. How many are broken?

Draw and write your answer (Remember there can be more than one answer):

Complete the questions

Write the number.

1. six = .....


2. nine = .....

Draw what comes next in the pattern.

3. ○ ◀ ◻ ○ ◀ .....

4. ◻ ▲ ○ ◻ .....

5. Draw 6 dots on the ladybird.



6. Draw 4 buttons on the coat.



Circle the picture that shows more.

7. A



B



8. A



B




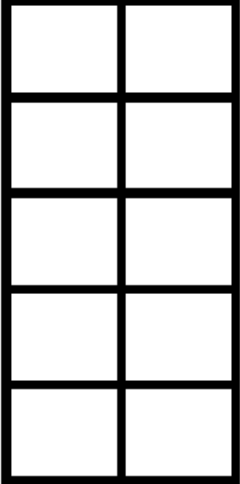


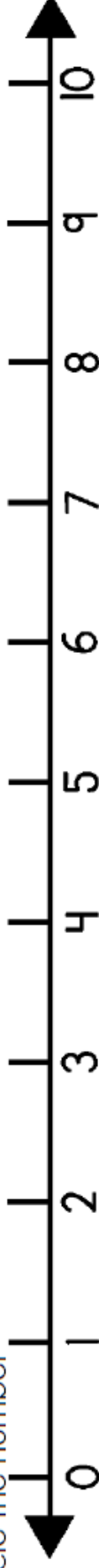
Write the missing number.

9. 8, 9, ....., 11, 12

10. 7, 6, 5, ....., 3



Play another game of Snakes and ladders or Bingo

<p>Colour 10 polar bears</p> 	<p>Write the tally marks</p>	<p>Circle the word</p> <p>one two three four five six seven eight nine ten</p>	<p>Fill in the tens frames</p> 
<p>Colour 10 fingers and 10 blocks</p> 		<p>Draw 10 lids</p>	<p>Draw 10 lids</p>
<p>Write the number</p> <p>10 _____</p>	<p>Write the word</p> <p>ten _____</p>		
<p>Circle the number</p> 			



Friday - Task 1

Writing

Tell us your favourite book or movie

Draw your own picture




---


---

---

---

---





Friday - Task 2

Listen to The Smartest Giant in Town  
<https://www.youtube.com/watch?v=6gw-wfxFrfA>



**Favourite part**

Write and draw your favourite part of the story. Say why you like it

---

---

---

---

---

---

## Correct the Sentence Punctuation

Write the correct sentence underneath by adding in capital letters, full stops and question marks:

1. my brother's dog is called tess

---

2. on sunday she went to the park

---

3. the titanic sank in 1912

---

4. toby and mark are going to spain in march

---

5. martha took her children to the zoo yesterday

---

6. when i go to the shop i get some crisps

---

7. sameera and i are going to town on friday

---

8. did you sell buns at the fair

---

9. my mum has a cat he is called tom

---

10. have you got a dress for the prom

# Days of the Week

j b f t h u r s d a y a  
y t e w c j i o f d d e  
p o i y s i b c e a w q  
n m g h s u n d a y s x  
w f x c v b n k l j o i  
i r r e w a w z q s t o  
u i o y t r d f j b u u  
g d u y i r k l o n e h  
s a t u r d a y i q s x  
p y e r j v z x s n d w  
q r s m o n d a y x a s  
t i w e d n e s d a y u

Monday  
Tuesday  
Wednesday  
Thursday

Friday  
Saturday  
Sunday



## Problem solving

Draw a house. Draw a sun over the house. Draw a tree beside the house. Draw 3 flowers in front of the house. Draw a cat. Where is the cat?


**Draw and write your answer (Remember there can be more than one answer):**



**Write the number.**

1. ten = .....
2. fifteen = .....

**Draw what comes next in the pattern.**

3.  $\uparrow \downarrow \uparrow \downarrow$  .....
4.  .....

**Add.**

5.  +  = .....
6.  +  = .....

**Circle the group that shows more.**

7. A  B 
8. A  B 

**Write the missing number.**

9. ...., 16, 17, 18, 19
10. 16, 15, 14, ....., 12



Use the from earlier in the week

# Build an Alien

(For 2 players, or small groups of 3-4 works best)

You will need: a copy of the Build an Alien card, 1-6 die, pencil and paper.

It is fun to let kids imaginations go wild with this game! I let them use coloured pencils and encourage them to draw really unique aliens!

The aim of the game is be the first person to have drawn a complete alien.

Player 1 rolls the die. They then use the card to determine which body part they need to draw (ie. Roll a 1, draw a mouth). The next player has a turn and the game continues until some one has drawn a complete alien... they are the winner! If a player rolls a number that they have already rolled, they simply skip their turn.

I've included two different cards for this game, one that focuses on recognition of numbers 1-6, and one that uses doubles to 12.

## Build an alien

Numbers 1-6



Roll a 1, draw the mouth



Roll a 2, draw the head  
Roll a 3, draw the body

Roll a 4, draw the eyes

Roll a 5, draw the arms

Roll a 6, draw the legs



**Draw your alien here**

## Optional Art Activity

### Junkyard Robot

View Carlos' Robots Go to Mars using the first QR code or visiting <https://youtu.be/WyNSpkCCtes>



Watch Heidi make a Junkyard Robot using the second QR code or visiting <https://digital.artsunit.nsw.edu.au/art-bites/operation-art-1-junkyard-robots>



#### Materials:

- Recycled materials
- Tape (hint: masking tape is easier to use than sticky tape)
- Scissors
- Paint
- Paintbrush



#### Steps:

1. Collect recycled materials such as old cereal boxes, egg cartons and toilet rolls or paper towel rolls.
2. Choose an item to be the body and attach the legs with tape. Make sure the legs are evenly placed on the bottom of the robot's body so it can stand up.
3. Place the head on the body of the robot and attach with tape.
4. Attach the arms to the body of the robot using tape.
5. Add some colour to your robot by painting it with some paint.
6. Add some eyes, nose, mouth and decorations to your robot. You can draw them on or you can get creative.



Optional: In the video, Heidi gives you some other ideas of art activities that you can do with your robot once you have made it.

Send a picture of your robot to your teacher.

# THE 5-4-3-2-1 GROUNDING TECHNIQUE

Feeling overwhelmed or pacing? This countdown method can help you calm your mind.



Find **5** things you can **SEE** around you



Find **4** things you can **TOUCH** around you



Find **3** things you can **HEAR** around you



Find **2** things you can **SMELL** around you



Find **1** thing you can **TASTE**. (Swallow)



## Optional Geography Activity

### Optional Geography Activity

## Maps

A map shows us where we are and where we need to go. They show us what is around us.

What is this a map of? Draw a circle around some of the places that you know. Ask mum, dad or your carer if they know any places on this map.



## Music: Sound Drawings

Use the Chrome Music Lab to write music using shapes.




Using a laptop, tablet or phone connect to <https://musiclab.chromeexperiments.com/kandinsky/>

(Search for Chrome Music Lab in google if you have trouble opening this link)

The Kandinsky instrument will turn your drawing into different sounds.


If you are using a computer you can draw with your mouse. If you are using a tablet or a phone you can use your finger.

There are three shapes that will make different sounds: **lines, triangles and circles.**



Try drawing a few lines and different shapes and hit the play button: What do you notice about the different shapes that you draw? How would you describe the sounds they make? You can try as many times as you like.

Draw your music below.



## **Silly Statues:**

To play the game 'Statues', you play music for the family to dance to.

When the music stops, everyone must freeze. However, to make the game more interesting, call out different poses for them to freeze in. The pose could be an animal (e.g. lion, elephant, cat), an emotion (scared, excited, shocked), or an action (running, skiing, driving).

---







**is**

**here**

**come**

**look**

**I**

**am**

**the**

**at**

**too**

This page has been left intentionally



**mum**

**little**

**up**

**comes**

**a**

**on**

**hungry**

**big**

**to**

**said**

**no**

**in**

This page has been left intentionally



**and**

**for**

**you**

**me**

**are**

**asleep**

**looked**

**see**

**my**

This page has been left intentionally

**can**

**not**

**looking**

**mother**

**going**

**down**

**shouted**

**sees**

**happy**

**goes**

**oh**

**go**

This page has been left intentionally



**away**

**went**

**home**

**he**

**good**

**ran**

**into**

**where**

**cried**

This page has been left intentionally

**they**

**came**

**will**

**she**

**thank**

**some**

**like**

**after**

**you**

This page has been left intentionally



**coming**

**with**

**play**

**I'm**

**help**

**back**

**today**

**we**

**stay**

*agua*

This page has been left intentionally

**please**

**again**

**eat**

**inside**

**walk**

**out**

**make**

**this**

**way**

This page has been left intentionally



**it's**

**can't**

**making**

**have**

**walked**

**playing**

**made**

**having**

**new**

brown

This page has been left intentionally

**saw**

**now**

**without**

**laugh**

**that**

**old**

**then**

**take**

**off**

*grey*

This page has been left intentionally