

Learning at Home

Booklet 4 - 30/8/21

Term 3 Week 8

Year 2

Name: _____

Class: _____

The booklets contain activities in English, mathematics and other subject areas. These activities are suggestions only. The work is not compulsory and it is intended to assist families whilst children are at home from school. Children may need assistance with some of the material.

Stage One Online Resources



<https://readingeggs.com.au/>



<https://platform.mangahigh.com/login/student>

Storyline Online



<https://storylineonline.net/>

wushka



<https://wushka.com.au/login/>

Weekly Overview

Below is an overview of the week. In the morning there are 3 tasks for English, in the middle there are 3 tasks for maths and each afternoon has an activity on a different topic. There will also be other activities and videos uploaded to Seesaw throughout the week. Students can post pictures of completed work on Seesaw using their Home Learning login and/or complete tasks in a workbook and return this to the teacher once finished.

	Monday	Tuesday	Wednesday	Thursday	Friday
Morning	English Task 1: Spelling Task 2: Reading Task 3: Writing	English Task 1: Spelling Task 2: Reading Task 3: Writing	English Task 1: Spelling Task 2: Reading Task 3: Writing	English Task 1: Spelling Task 2: Reading Task 3: Writing	English Task 1: Spelling Task 2: Reading Task 3: Writing
Break					
Middle	Maths Task 4: Game Task 5: Lesson Task 6: Mangahigh	Maths Task 4: Game Task 5: Lesson Task 6: Mangahigh	Maths Task 4: Game Task 5: Lesson Task 6: Mangahigh	Maths Task 4: Game Task 5: Lesson Task 6: Mangahigh	Maths Task 4: Game Task 5: Lesson Task 6: Mangahigh
Break					
Afternoon	Science Task 7	Music Task 7	Science Task 7	History Task 7	Olympics Task 7

Spelling

All the words below are commonly misspelled. Be careful to check your spelling when you copy and write the word.

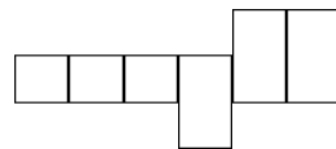
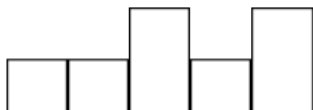
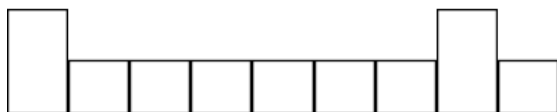

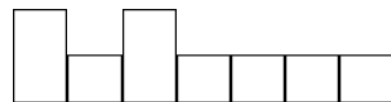
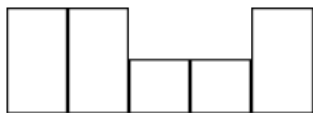
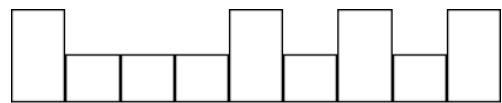
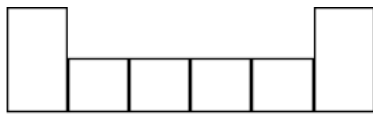
Word	Monday	Tuesday	Wednesday	Thursday	Friday
friend					
another					
beautiful					
catch					
caught					
different					
favourite					
around					
cousin					
believe					
think					

Monday Task 1: Spelling

1. Look, cover, write and check your weekly spelling words.
2. Put the words into the boxes. Make sure the tall, short and long letters go into the correct box.

Word List:

believe	think	friend	around	cousin	beautiful
catch	favourite		caught	different	



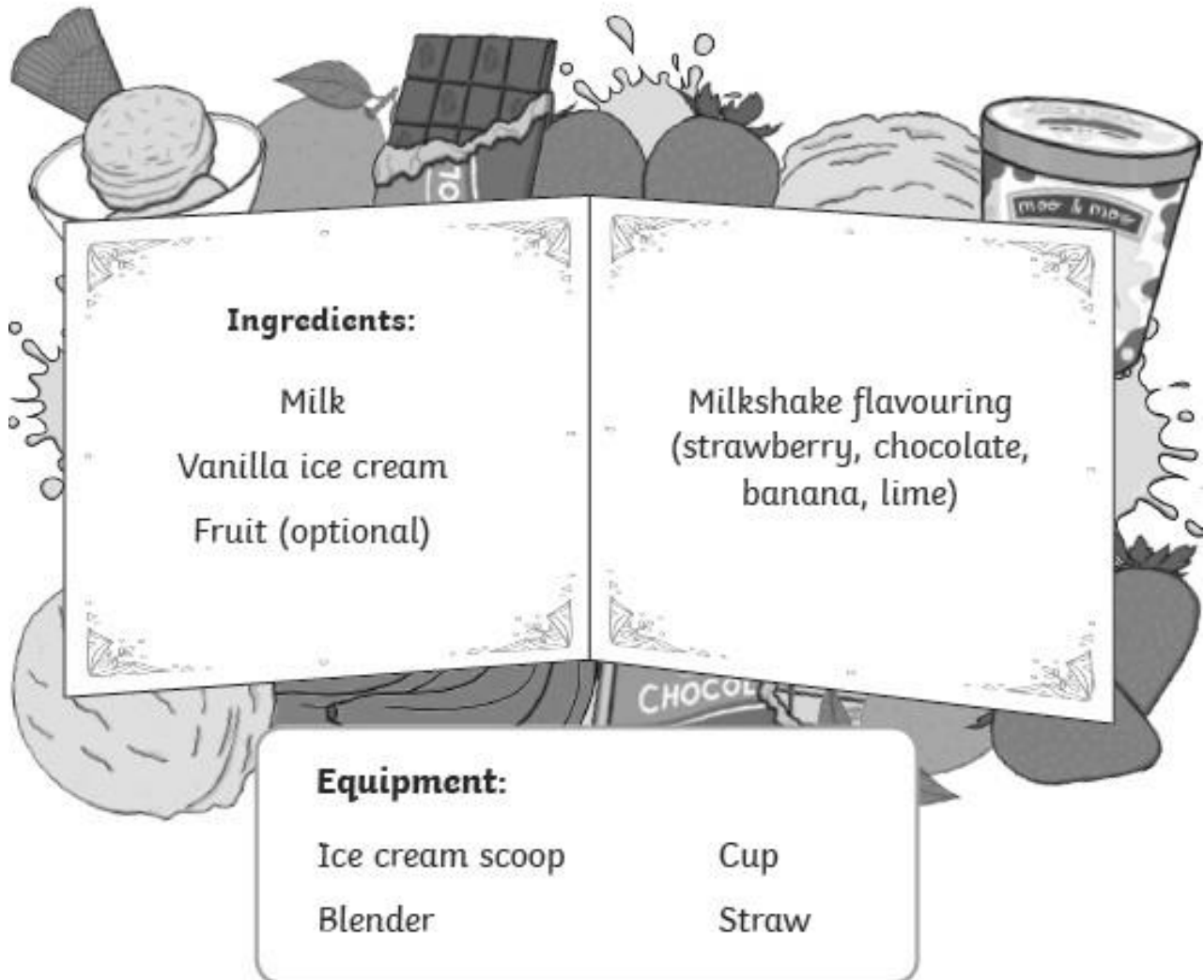
Monday Task 2: Reading

- **Online:** Log into Wushka and read one of your levelled reading books.
- **Offline:** Read the text below and answer the comprehension questions.

Year 2 Reading Magazine Example Test

How to Make a Milkshake

2



Steps:

1. Carefully pour some milk into the blender.
2. Put one scoop of vanilla ice cream into the blender.
3. Slowly pour some flavouring and/or fruit into the blender.
4. Turn the blender on gently.
5. Once the milkshake is smooth, turn off the blender.
6. Slowly and carefully pour some of the milkshake into a cup.
7. Drink your milkshake with a straw.

Questions:

Which flavour ice cream do you need for this recipe?

- chocolate
- strawberry
- vanilla


How many scoops of ice-cream do you need?

- 1
- 2
- 3

How do you turn on the blender?

- quickly
- gently
- slowly

Colour the milkshake with the flavour of your choice.



Monday Task 4: Maths Game

Game: Flip


You will need:

- A partner
- 1 packet of cards

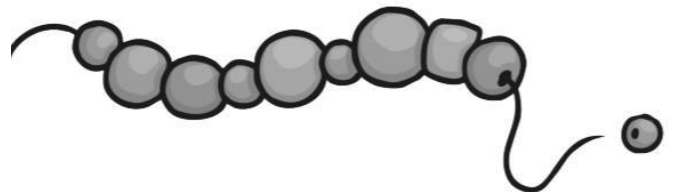
How to play:

Place cards into 2 piles. Take turns to flip 2 cards at the same time and place them side by side. When you see a friend of 10 you snap and get to take the cards. The person with the most cards at end is the winner.


If you count 85 ladybirds in your garden and 21 fly away, how many ladybirds would be left?










If you find 49 wooden beads under the sofa and then find another 50 in a box, how many beads would you have?



Monday Task 5: Maths Lesson



Colour a box for each animal that you find.

6							
5							
4							
3							
2							
1							

Monday Task 7: Science

Growing Plants

Is your plant still alive?

Mine didn't grow much this week because I put it in a shady spot.

What did you have to do to look after your plant this week?
What did you observe? How much has it grown?



Draw what your plant looks like this week:

A large, empty rectangular box with a thin blue border, intended for a student to draw their plant's appearance for the current week.

Tuesday Task 1: Spelling

1. Look, cover, write and check your weekly spelling words.
2. BOGGLE - How many words can you make using the letters in the grid?

S	I	R	L
L	G	T	P
W	S	E	N
D	F	A	C

What is the longest word you can make?

Tuesday Task 2: Reading

- **Online:** Log into Wushka and read one of your levelled reading books.
- **Offline:** Read the text below and answer the comprehension questions.

How to Look After a Dinosaur Egg

If you have found a dinosaur egg, you need to act quickly and carefully. If you don't, you might end up with an angry baby dinosaur on your hands.

First, you need to find out which kind of dinosaur you will be raising. Different dinosaurs eat different things so make sure that you buy the correct kind of food for your new friend.

Next, put the egg somewhere warm. Wrap it in blankets and keep it under a warm lightbulb at all times so that the baby does not get cold.

Keep your eyes open... your new friend is on its way.



Questions:

1. Number these commands from 1 to 3 to show the order they appear in the text.

- Keep your eyes open.
- Find out which type of dinosaur it is.
- Put the egg somewhere warm.

2. Find and write 2 ways you can keep the egg warm.

1) _____

2) _____

3. Why might the baby dinosaur be angry if you are not careful?

4. Find 2 adverbs used in the text to describe how you must act when you have found the dinosaur egg. **Hint: adverbs usually end in '-ly'**

_____ and _____


Tuesday Task 3: Writing

"HELP! My dinosaurs are lost in the city!"

Timmy's dinosaurs are lost and walking around in the big city. What adventures could the dinosaurs get up to? How does Timmy get them home again? What kind of dinosaurs are they?













Write a short story about dinosaurs that are lost in the city. Draw a picture to go with your story.



































Tuesday Task 4: Maths Game

Emoji Code Breaking - Use the code to solve the addition and subtraction calculation.

									
5	2	7	3	4	9	6	8	0	1

$$\begin{array}{ccccccc} \text{Smiling Face with Smiling Eyes} & \text{Grinning Face with Big Eyes} & + & \text{Frowning Face with Sweat Drops} & \text{Mouse} & = & 97 \\ 2 & 4 & + & 7 & 3 & = & 97 \end{array}$$

1.   +   =
2.   -   =
3.   -   =
4.   +   =
5.   +   =
6.   -   =
7.   +   =
8.   -   =

Tuesday Task 5: Maths Lesson

Write these numbers in words. Use the chart to help you with the spelling.

73: _____

182: _____

790: _____

Number Words

0	zero	10	ten	20	twenty
1	one	11	eleven	30	thirty
2	two	12	twelve	40	forty
3	three	13	thirteen	50	fifty
4	four	14	fourteen	60	sixty
5	five	15	fifteen	70	seventy
6	six	16	sixteen	80	eighty
7	seven	17	seventeen	90	ninety
8	eight	18	eighteen	100	one hundred
9	nine	19	nineteen	1,000	one thousand

3461: _____

Write down all the possible 3-digit numbers you can make using:

5 3 7

Hint: There are 6 different numbers you can make.

The smallest number I made is: _____

The largest number I made is: _____

Order these numbers from largest to smallest

Hint: Cross out the numbers out as you go to make sure you don't miss any!


54, 875, 21, 340, 129, 543, 6, 339

Tuesday Task 7: Music

Shape the Music

Play

Today we will use shapes and drawings to inspire our music making.



Use your voice and mouth to try these.

You can make all sorts of sounds with your mouth - nonsense words, clicks, pops and siren sounds! Have a look at the first picture (the three black dots). What sound could you make with your mouth that could match this?

Have a look at the second picture (the wavy red lines). What sound could you make with your mouth that could match this?

Have a go of making sounds to match all the pictures using singing, whistling or clicking your tongue. What other sounds can you make with your mouth or tongue?

Explore

Apart from your mouth, you can make different noises with other parts of your body, such as clapping, stamping and tapping.

What sounds can you make?

Create

In the boxes below, create your own drawings to inspire music.

--	--	--	--

Wednesday Task 1: Spelling

1. Look, cover, write and check your weekly spelling words.

2. Choose 6 of your spelling words and write a sentence.

Underline the spelling word you used.

Example: The dog had lost her bone so she was feeling sad.

1. _____

2. _____

3. _____

4. _____

5. _____

6. _____



Wednesday Task 2: Reading

- **Online:** Log into Wushka and read one of your levelled reading books.
- **Offline:** Read the text below and answer the comprehension questions.

The Camping Trip

Lily and her brother Ryan went camping with their mum and dad. Ryan and Dad set up the tent while Lily and Mum collected sticks to start a bonfire.

Once the tent was set up, they started a fire in the bonfire pit. Lily and Ryan looked for long pointy sticks to use for cooking hot dogs over the fire while the fire was heating up. They found four perfect sticks, one for each of them.

Lily and Ryan, and their mum and dad, each placed two hot dogs on their sticks. They held the hot dogs over the fire and turned the sticks slowly so every side of each hot dog was cooked. Then they put the hot dogs into buns and added ketchup and mustard. The hot dogs were delicious.

After they all enjoyed their hot dogs, Lily got out the marshmallows for dessert. They all roasted marshmallows over the fire until the marshmallows turned a nice shade of brown. Then they popped the yummy treats into their mouths.

Sitting around the bonfire and eating marshmallows is Lily and Ryan's favourite part of camping.




Questions

1. What did Lily and Mum do while Ryan and Dad set up the tent?

2. What did they all cook over the bonfire to eat for dinner?

3. What did Lily get out for dessert?

4. What is Lily and Ryan's favourite part of camping?



Wednesday Task 3: Writing

Persuasive Letter Writing

We are writing a letter to a friend or family to convince them to visit a certain place. You can pick the place you would like to write about. They could be the countries we have explored in class!

China [China for Kids: China Travel guide for kids and Chinese Facts - YouTube](#)


France- Paris [France for Kids - Fun facts on the French travel guide for kids. - YouTube](#)

Japan [Japan for Kids - A kids guide to Japan. - YouTube](#)

Australia [Australia for Kids - YouTube](#)

Watch the videos about the countries and pick a place that you would like to visit!

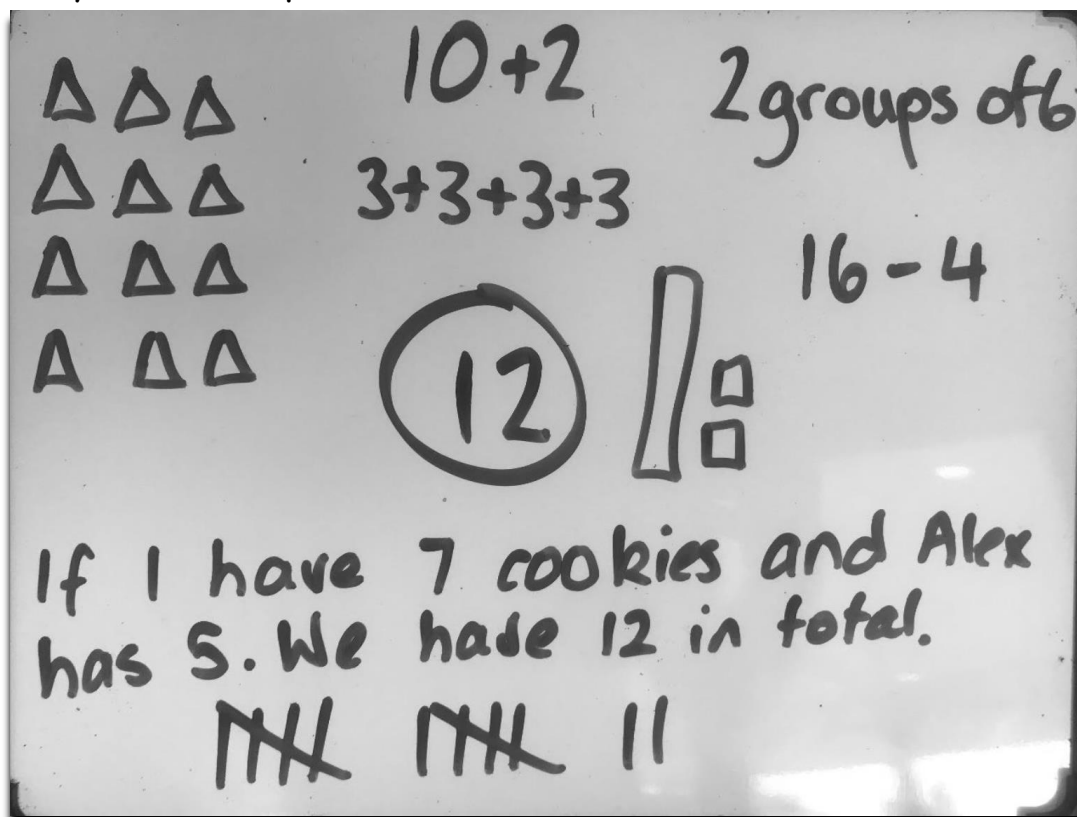
Write down 3-5 reasons on the mind map why someone should visit this place.



Wednesday Task 4: Maths Game

Number Talk

Each week we will have a number talk. There is an example below. It shows you different ways we can represent the number 12.




Have a go below and take a picture to upload to your Seesaw:

Show me how many different ways you can represent the number 417 - there are many more than what is above!

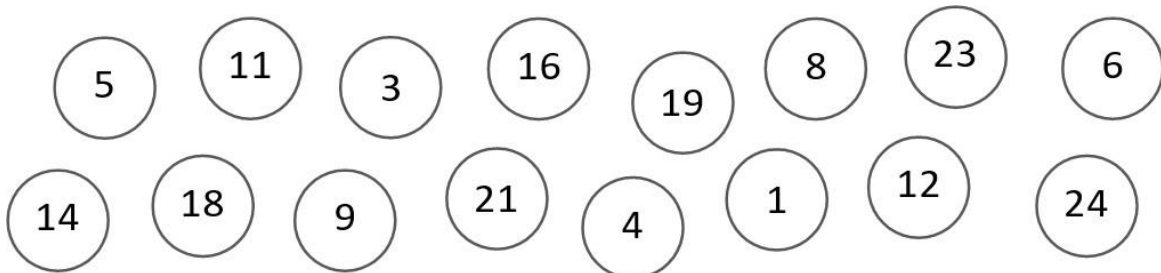
417

Wednesday Task 5: Maths Lesson

Sorting Numbers



Can you sort these numbers into 1-digit numbers and 2-digit numbers?



<u>1-digit numbers</u>	<u>2-digit numbers</u>



Can you now sort them again into odd and even numbers?

<u>1-digit numbers</u>		<u>2-digit numbers</u>	
Odd	Even	Odd	Even

Wednesday Task 7: Science

Exploring Kitchen Gadgets

Sometimes a gadget can be used for more than one thing.



How many different things could you do with this BBQ tool?

Think of a new gadget that would be useful in the kitchen.
Draw and label it.

Get a partner to check if it is: Useful Safe Reusable

Thursday Task 1: Spelling

1. Look, cover, write and check your weekly spelling words.
2. Dictionary Work

Put your spelling words in alphabetical order.

1. _____

2. _____

3. _____

4. _____

5. _____

6. _____

7. _____

8. _____

9. _____

10. _____

11. _____



Find 1 of your spelling words in the dictionary and write the definition.

Thursday Task 2: Reading

- **Online:** Log into Wushka and read one of your levelled reading books.
- **Offline:** Read the text below and answer the comprehension questions.

Bunny Brown and his Sister Sue

"Bunny! Bunny! Wake up! It's time!"

"Wha—what's matter?" sleepily mumbled little Bunny Brown, making his words all run together, like stringy, sticky toffee that has been out in the hot sun. "What's the matter, Sue?" Bunny asked, now that he had his eyes open. He looked over the side of his small bed to see his sister standing beside it. She had left her own little room and had run into her brother's. "Why, it's time to get up, Bunny," and Sue opened her brown eyes more widely, as she tried to get the 'sleepy feeling' out of them. "It's time to get up!"

"Time to get up—so early? Oh, Sue! It isn't Christmas morning, is it, Sue?" and with that thought, Bunny sat up suddenly in his bed.

"Christmas? No, of course not!" said Sue, who, though only five years of age (a year younger than Bunny), sometimes acted as though she was older than him.

"Well, if it isn't Christmas, and we don't have to go to school, because it's closed, why do I have to get up so early?" Bunny wanted to know.



Questions:

1. Tick the two things that Bunny knows are **not** the reason for getting up early.



a sunny day

breakfast

going to school

going on holiday

Christmas

seeing Grandma



2. Why do you think the author described Bunny Brown's words as 'like stringy, sticky toffee that has been left out in the hot sun'?



3. Who is the oldest: Bunny or Sue? Explain how you know.



4. What do you think is the real reason for Bunny and Sue getting up so early?

Thursday Task 3: Writing

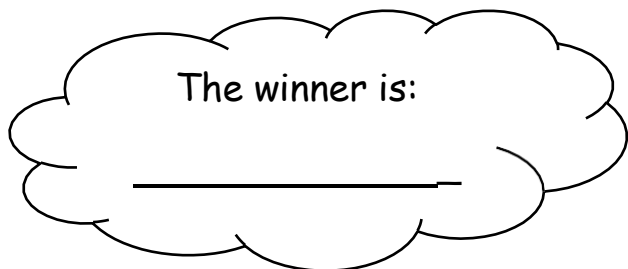
Persuasive Letter Writing

Using your plan from yesterday write a letter to a friend or family member to convince them to visit a certain place.

Thursday Task 4: Maths Game

Dice Place Value

In this game, each player rolls three dice (you could also use virtual dice - <https://www.teacherled.com/iresources/tools/dice/>) and arranges them to give themselves the highest possible number. Then they compare with their partner to see who wins.

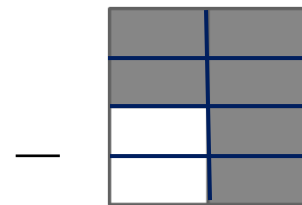
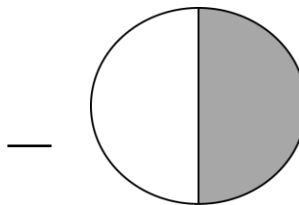


Player 1	Player 2												
<table border="1"><tr><td></td><td></td><td></td></tr></table> <table border="1"><tr><td>_____</td><td></td><td>_____</td></tr></table>				_____		_____	<table border="1"><tr><td></td><td></td><td></td></tr></table> <table border="1"><tr><td>_____</td><td></td><td>_____</td></tr></table>				_____		_____
_____		_____											
_____		_____											
<table border="1"><tr><td></td><td></td><td></td></tr></table> <table border="1"><tr><td>_____</td><td></td><td>_____</td></tr></table>				_____		_____	<table border="1"><tr><td></td><td></td><td></td></tr></table> <table border="1"><tr><td>_____</td><td></td><td>_____</td></tr></table>				_____		_____
_____		_____											
_____		_____											
<table border="1"><tr><td></td><td></td><td></td></tr></table> <table border="1"><tr><td>_____</td><td></td><td>_____</td></tr></table>				_____		_____	<table border="1"><tr><td></td><td></td><td></td></tr></table> <table border="1"><tr><td>_____</td><td></td><td>_____</td></tr></table>				_____		_____
_____		_____											
_____		_____											

Thursday Task 5: Maths Lesson

Fractions

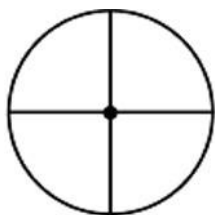
1. What fraction of the shape is shaded?



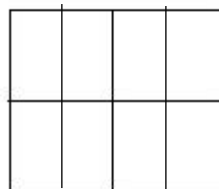
2. Can you shade the shapes to match the fraction?



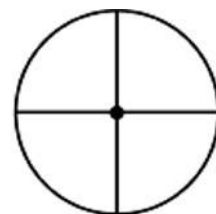
1/2



1/4




3/8




3/4

Can you find $\frac{1}{2}$ of these quantities?
(Circle $\frac{1}{2}$)



Can you find $\frac{1}{4}$ of these quantities?
(Circle $\frac{1}{4}$)



Can you find $\frac{1}{4}$ of these quantities?
(Circle $\frac{1}{4}$)




Can you find $\frac{1}{8}$ of these quantities?
(Circle $\frac{1}{8}$)



Thursday Task 7: History

Changing Technology

Modern technology has paved the way for multi-functional devices like the smartwatch and the smartphone. Computers are increasingly faster, more portable, and higher-powered than ever before. With all of these revolutions, technology has also made our lives easier, faster, better, and more fun.



Technology changes very quickly. Below are pictures of different telephones. Number the telephones from earliest technology to the most modern technology.



Friday Task 2: Reading

- **Online:** Log into Wushka and read one of your levelled reading books.
- **Offline:** Read the text below and answer the comprehension questions.

The Ant and the Grasshopper

One day, a grasshopper was relaxing in a field, eating as much grass as he could. When his tummy was full, he began to play some music. He was having a great time in the sun.



Then, an ant walked by. The ant was carrying some corn.

"Come and sing with me!" said the grasshopper. "No," said the ant. "I am busy getting food for the winter."

"Don't worry about the winter!" said the grasshopper. "We have lots of food and it is sunny today."

But the ant went on his way and carried on collecting food.

"What a silly ant!" said the grasshopper. "He can worry about winter when it is winter!"



When winter came, the grasshopper had no food. The ant and his family had plenty to eat.

"Please can I have some of your food?" said the grasshopper. "No!" said the ant. "You said I was silly!"

The grasshopper was hungry all winter. He learnt a very hard lesson.



Work hard today to get ready for tomorrow.



Questions:

1. Who are the characters in the story? Tick two.
 - a grasshopper
 - a cricket
 - an ant
 - a ladybird

2. What was the grasshopper doing in the field? Tick two.
 - sunbathing
 - eating grass
 - playing football
 - playing music

3. Why did the grasshopper think the ant was being silly? Tick one.
 - because he was pulling a funny face
 - because he was collecting food for the winter on a sunny day
 - because he was telling jokes

4. What happened to the grasshopper when it was winter? Tick one.
 - he lit a fire to keep warm
 - he had to wear a warm coat
 - he had no food

5. What is the message in the story? Tick one.
 - ants are silly
 - work hard today and get ready for tomorrow
 - winter is cold










Friday Task 4: Maths Game

Skip Counting by 2s Game



Help Hoppy the Kangaroo find his friends. He must cross the field without hopping onto the snakes! The only way he can get across is to move one rock at a time and skip count by 2s. He can only hop onto a rock that is next to him.

Skip count from 2 to 30 and colour in the number rocks to show your path.

 2	10	18	4	14	20
8	4	16	20	 8	6
4	6	 24	2	12	18
8	16	30	14	10	 30
 20	10	12	16	28	14
8	 4	10	 8	18	26
20	22	14	20	24	20
 18	8	12	22	8	 6

Friday Task 5: Maths Lesson

Position- Revision

Scan the QR code and watch the song to revise your understanding of left and right.



Complete the directions below.

Pirate Paraphernalia

Following Directions

This very messy pirate has left his stuff everywhere! Can you follow the directions and help him gather it all up?

twinkl visit [twinkl.com](https://www.twinkl.com)

For each set of directions, start facing north from the dark blue square.

1. Forward 1, left 2 = _____

2. Right 2, forward 3 = _____

3. Forward 2, right 1, forward 2 = _____

4. Forward 3, left 1, back 2 = _____

5. Right 3, forward 1, left 2 = _____

6. Forward 1, right 3, back 1 = _____

7. Forward 2, right 3 = _____

8. Left 1, forward 3, left 1, forward 1 = _____

9. Forward 4, left 2, back 1, right 1 = _____



Friday Task 7: Olympics

Tokyo Paralympics 2020



The competition has begun!

If you would like more cool things to do, scan this code to download a "Tracking Tokyo" activity book, just for the Paralympics!

Lizzie is the Australian Paralympic mascot! She hates bad frill days but loves wheelchair rugby! Give her some 'Green and gold' to support Australia.



This world map shows all the cities which have hosted both the summer and winter Paralympic Games.



With the help of an adult, see if you can find all these cities on the map. Mark them with each letter.

Host Cities of the Paralympic Summer Games

Sydney, Australia	2000	A
Athens, Greece	2004	B
Beijing, China	2008	C
London, United Kingdom	2012	D
Rio De Janeiro, Brazil	2016	E
Tokyo, Japan	2020	F
Paris, France	2024	G
Los Angeles, United States	2028	H

Host Cities of the Paralympic Winter Games

Vancouver, Canada	2010	I
Sochi, Russia	2014	J
PyeongChang, South Korea	2018	K
Beijing, China	2022	L
Milan, Italy	2026	M

Optional Activity

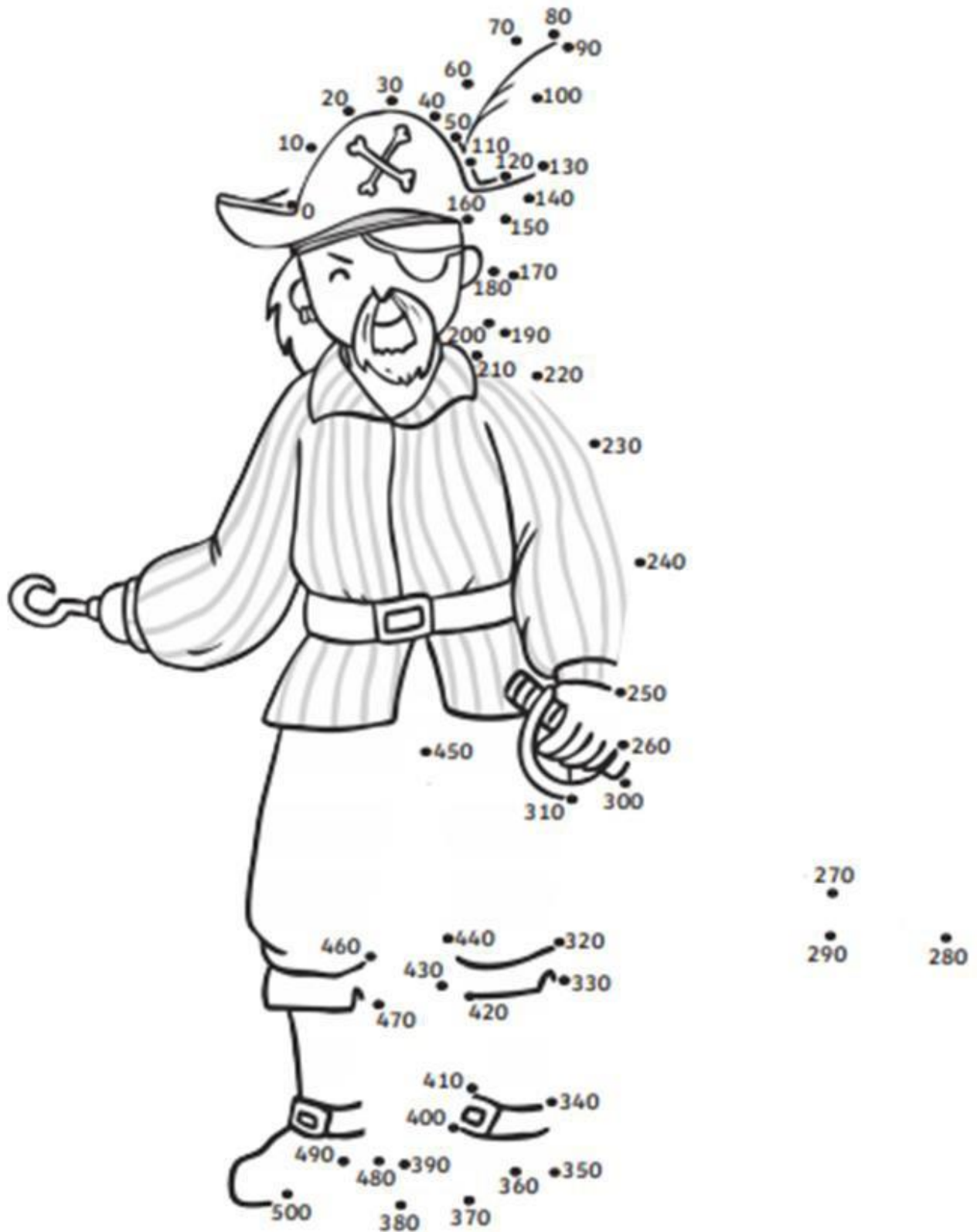
Scan the following QR codes to enjoy some great exercises from Go Noodle.



Optional Activity

Pirate Counting in 10s Dot to Dot


Join the dots to reveal the full picture!



Compound Words

A compound word is made of two separate words. The two words are joined together to make a new word.

Examples:




Compound word activity:

1. Make a list of compound words. Some examples of compound words are: butterfly, raincoat, bedroom, football, toothbrush. You could use books you have at home to find some compound words.
2. Using the list of compound words you have created draw 5 compound words for a another person to guess.
3. You will need to break the compound word into its two parts and draw each as a picture, like in the examples above.
4. Upload the compound words you have to draw to Seesaw.

Optional Activity

Common Nouns & Punctuation



We know that a common noun can be a person, a place, an animal, a thing. Scan the link to revise your learning about common nouns, then complete the following:

Rewrite the following sentences, put in the missing capital letters and full stops. Circle the common nouns in red.

the boys are playing at the park

my dog is eating his bone on the grass

mum gave me a toy car for my birthday

the sand on the beach is very hot

Optional Activity

Spiral Snake Cutting Skills


Cut along the dashed lines.



Blank Page

Optional Activity

Design a new book cover for your favourite book.



Optional Activity

Father's Day

e d a d e f i g u r e r
l e l p m a x e f n w e
c z w c u t l f a o i l
n l m n o h b i m i l a
u x t z a e m d i t g t
i y x l m r z p l a s i
c o m m u n i t y r e o
g h i j k l m n o b q n
g r a n d f a t h e r s
i j g z n a i t a l e h
f r s e p t e m b e r i
t m e f g a h n r c d p

September
celebration
father
dad

grandfather
uncle
figure
gift

community
relationship
example
family

Optional Activity

Activity Grid

Colour each box when you have completed the activity

<p>Let's Dance Choose a song and create a dance. Teach someone in your house that dance too!</p>	<p>Secret Notes Write a secret note for everyone in your house telling them something they are good at. Hide it in a space only they will find it.</p>	<p>Mindfulness Take 5 deep breaths. Repeat 'I am fantastic' 5 times. Make a list of 5 things that make you happy.</p>	<p>Draw Using your favourite colour, draw a self-portrait of yourself by looking in the mirror.</p>
<p>Wash Your Car If it's warm enough outside, help your parents out by cleaning up your family vehicle(s) on the driveway. Make sure you check with your parents first!</p>	<p>Paper Craft- Mini City Watch the link below and then complete the activity. https://www.youtube.com/watch?v=aewv4wHNmXs Find some toilet paper rolls or paper towel rolls and make a Mini City.</p>	<p>Keepy-Uppy Just like from the Bluey episode 'Keepy-Uppy,' blow up a balloon and see how long you can bounce it around without touching the floor. You can play it on your own or with your whole family!</p>	<p>Dominoes Challenge Find thick books, DVD cases, LEGO or anything else in your house to set up a dominoes track. See how long you can make the track. Video your dominoes falling and share it on Seesaw!</p>
<p>Emoji Monster: Use Art Hub for kids on YouTube to draw an Emoji Monster - https://www.youtube.com/watch?v=iUVTBhXZh_0</p>	<p>Do It Yourself Balance Beam Why not make your own balance beam? Get some masking tape or draw a line on the concrete outside with chalk. Put on some music, and one at a time take turns walking one-foot-over-the-other across the straight line of tape. Make the game more challenging by walking backwards or balance with one foot on the line.</p>	<p>Toy Advertisement Invent a new toy to be released next month. Then, create a magazine advertisement letting the public know about it.</p>	<p>Get Baking With an adult, pretend to be a baker while also practicing essential skills like reading with recipes or counting with ingredients. You could make scones, pancakes, cupcakes or lots more. Show your teacher what you have baked once you finish!</p>

Blank Page

Optional Activity

